



digital learning
COMPASS

Distance Education State Almanac 2017

Pennsylvania

Julia E. Seaman, Ph.D.

Research Director, Babson Survey Research Group

Jeff Seaman, Ph.D.

Director, Babson Survey Research Group



This work is licensed under a Creative Commons Attribution-ShareAlike 4.0 International License.
by Babson Survey Research Group, e-Literate, and WCET

State maps images are by TUBS [CC BY-SA 3.0 (<https://creativecommons.org/licenses/by-sa/3.0/>)], via Wikimedia Commons

Pennsylvania



	State	% of National
Population	12,784,227	3.9%
18-55 Population	5,752,902	3.7%
Number of Institutions	262	5.4%

Pennsylvania has 262 degree-granting higher education institutions, which represent 5.4% of all such institutions in the United States. These institutions enrolled a total of 756,112 students as of fall 2015 (617,583 of which are studying at the undergraduate level and 138,529 at the graduate level). The fall 2015 figure is a decrease of 18,446 students (or -2.4%) from the number enrolled in the fall of 2012.

Among the total student body, 180,730 (140,261 undergraduates and 40,469 graduate students) were taking at least one course at a distance. This is 23.9% of the enrolled student body, which is lower than the national average rate of 29.7%. The number of students taking distance education courses in the state increased by 42,973 (or 31.2%) between fall 2012 and fall 2015. This is higher than the national level of growth of 11.0%.

85,178 students in Pennsylvania are taking all of their courses at a distance, made up of 56,876 undergraduates and 28,302 graduates. This represents 11.3% of all students enrolled in the state, a rate that is lower than the national average of 14.3%. A total of 44,009 (or 51.7% of these exclusively online students) live in Pennsylvania, the remainder come from outside of the state. This rate is lower than the national in-state average of 55.1%.

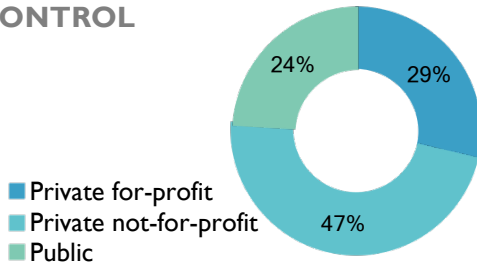
The number of students that take any of their courses on campus, including those who take all of their courses on campus and those who take a mix of on-campus and distance courses, is 670,934, or 88.7% of the total student enrollment in Pennsylvania. This number represents a decrease in proportion on campus from the four years prior (92.0% from 712,790 students in 2012). The -3.3% rate is a larger change than the national 1.7% decrease.

Overall and Distance Enrollment - 2015

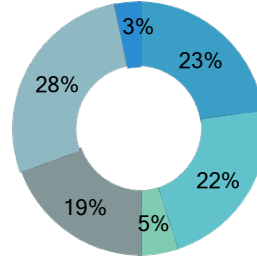
		Total		Undergraduate		Graduate	
		All Students	Any Distance	All Students	Any Distance	All Students	Any Distance
		Total					
		756,112	180,730	617,583	140,261	138,529	40,469
Control	Private for-profit	35,454	13,219	34,745	12,587	709	632
	Private not-for-profit	311,604	64,827	221,477	40,386	90,127	24,441
	Public	409,054	102,684	361,361	87,288	47,693	15,396
Type	2 to 4-year	159,534	40,381	159,534	40,381	0	0
	4-year or more	596,578	140,349	458,049	99,880	138,529	40,469
Institutional Enrollment Size	Under 1,000	44,228	7,720	38,146	6,189	6,082	1,531
	1,000 - 4,999	215,207	38,598	178,318	28,751	36,889	9,847
	5,000 - 9,999	159,924	42,142	133,556	29,223	26,368	12,919
	10,000 - 19,999	172,319	61,623	151,252	52,487	21,067	9,136
	20,000 and above	164,434	30,647	116,311	23,611	48,123	7,036
Carnegie	Associate's College	149,999	40,072	149,999	40,072	0	0
	Baccalaureate College	97,474	15,982	94,479	14,992	2,995	990
	Doctoral University	232,042	41,360	161,750	29,269	70,292	12,091
	Master's College	214,976	54,910	167,230	30,582	47,746	24,328
	Specialized	60,395	28,406	42,927	25,346	17,468	3,060
	Unassigned	1,226	0	1,198	0	28	0

Distribution of State Institutions

CONTROL

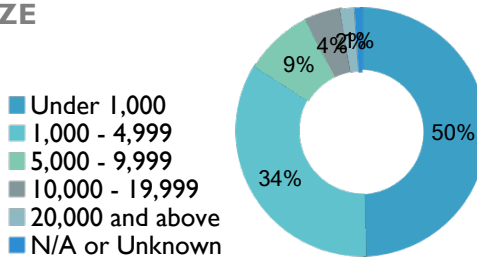


CARNEGIE

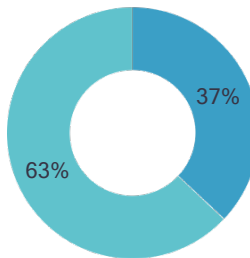


- Associate's College
- Baccalaureate College
- Doctoral University
- Master's College
- Specialized
- Unassigned

SIZE



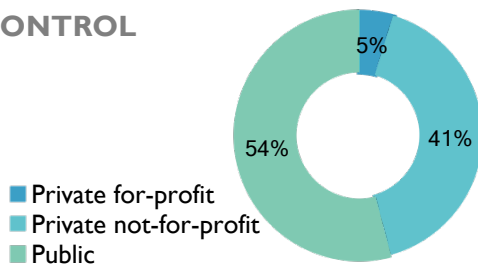
TYPE



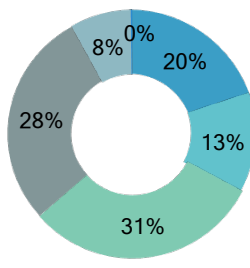
- 2 to 4-year
- 4-year or more

Distribution of Total Student Enrollment

CONTROL

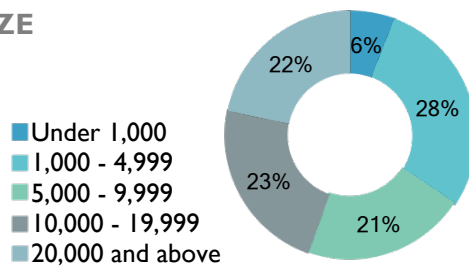


CARNEGIE

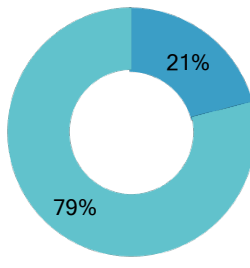


- Associate's College
- Baccalaureate College
- Doctoral University
- Master's College
- Specialized
- Unassigned

SIZE

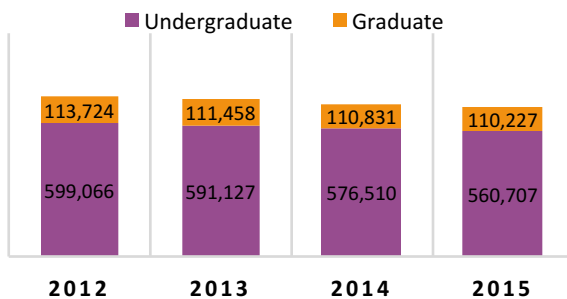


TYPE

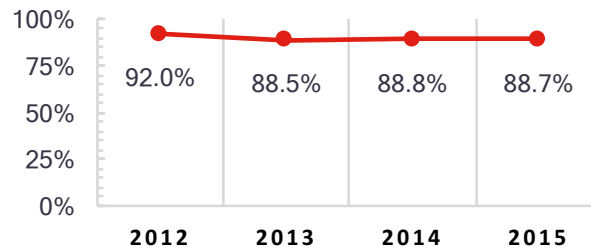


- 2 to 4-year
- 4-year or more

On-Campus Students

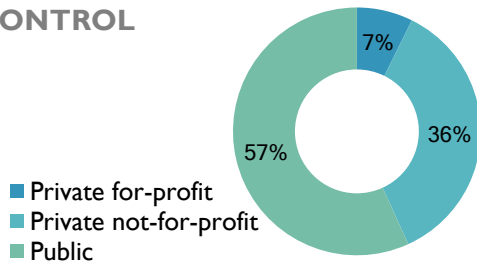


PERCENT ON CAMPUS

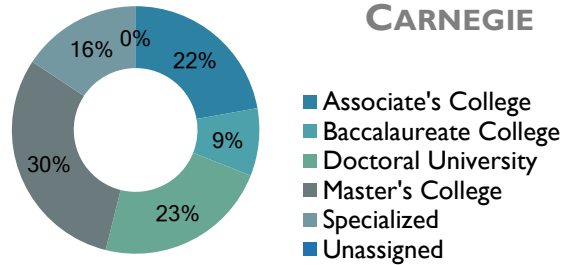


Distribution of Distance Student Enrollment

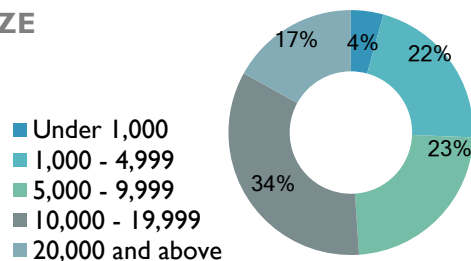
CONTROL



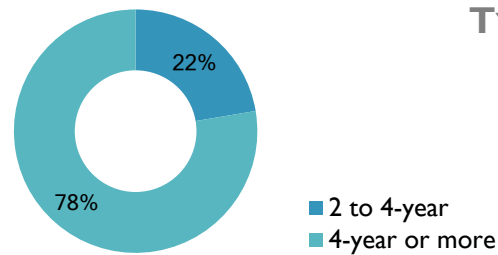
CARNEGIE



SIZE

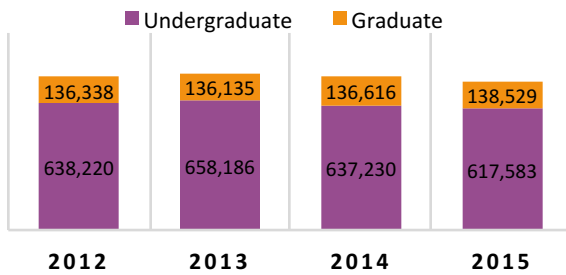


TYPE

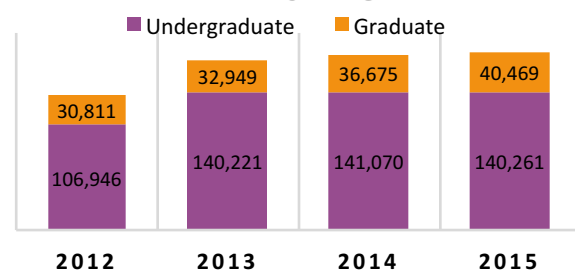


Enrollment Trends

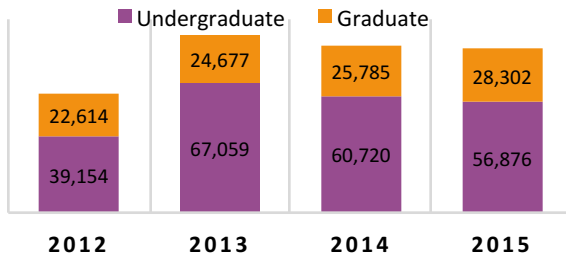
TOTAL STUDENTS



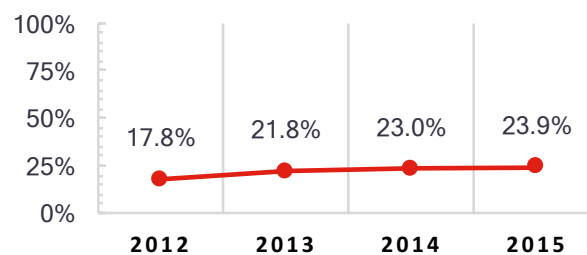
ANY DISTANCE



EXCLUSIVELY DISTANCE

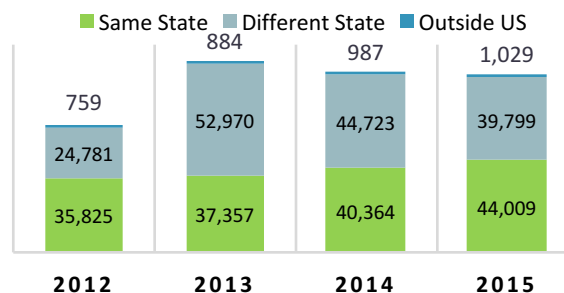
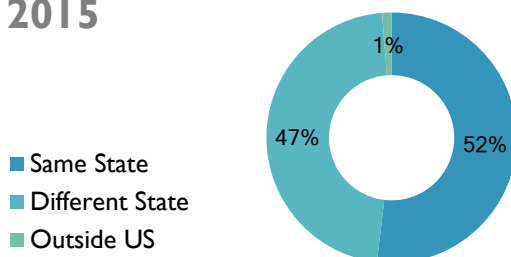


PERCENT DISTANCE



Exclusively Distance Student Locations

2015



Overall Enrollment in Pennsylvania

Top 10 Institutions by Total Numbers of Students - 2015

Rank	Institution	Total	Undergrad	Graduate	Control
1	Pennsylvania State University-Main Campus	47,307	40,742	6,565	Public
2	Temple University	38,007	28,609	9,398	Public
3	University of Pittsburgh-Pittsburgh Campus	28,649	18,908	9,741	Public
4	Drexel University	25,595	16,464	9,131	Private not-for-profit
5	University of Pennsylvania	24,876	11,588	13,288	Private not-for-profit
6	Harrisburg Area Community College-Harrisburg	19,121	19,121	0	Public
7	Community College of Philadelphia	18,966	18,966	0	Public
8	Community College of Allegheny County	16,737	16,737	0	Public
9	West Chester University of Pennsylvania	16,597	14,212	2,385	Public
10	Indiana University of Pennsylvania-Main Campus	13,835	11,597	2,238	Public

Top 10 Institutions by Enrollment Growth 2012-2015

Rank	Institution	2012	2015	Change	Control
1	Pennsylvania State University-World Campus	8,488	12,242	3,754	Public
2	Harrisburg University of Science and Technology	354	2,099	1,745	Private not-for-profit
3	Pennsylvania State University-Main Campus	45,783	47,307	1,524	Public
4	Temple University	36,744	38,007	1,263	Public
5	West Chester University of Pennsylvania	15,411	16,597	1,186	Public
6	Carnegie Mellon University	11,978	12,963	985	Private not-for-profit
7	Lake Erie College of Osteopathic Medicine	3,349	3,968	619	Private not-for-profit
8	Widener University-Main Campus	4,716	5,303	587	Private not-for-profit
9	Lancaster Bible College	1,371	1,913	542	Private not-for-profit
10	ITT Technical Institute-Philadelphia	262	776	514	Private for-profit

Distance Enrollment in Pennsylvania

Top 10 Institutions by Distance Enrollment - 2015

Rank	Institution	Total	Undergrad	Graduate	Control
1	Pennsylvania State University-Main Campus	14,355	3,126	11,229	Public
2	Pennsylvania State University-World Campus	12,242	1,346	10,896	Public
3	Drexel University	9,878	7,242	2,636	Private not-for-profit
4	The Art Institute of Pittsburgh-Online Division	6,887	5,520	1,367	Private for-profit
5	Harrisburg Area Community College-Harrisburg	6,122	6,887	-765	Public
6	Community College of Allegheny County	5,221	6,122	-901	Public
7	California University of Pennsylvania	5,013	5,221	-208	Public
8	Community College of Philadelphia	4,222	3,153	1,069	Public
9	Temple University	4,179	4,222	-43	Public
10	Montgomery County Community College	3,605	210	3,395	Public

Top 10 Institutions by Distance Enrollment Growth 2012-2015

Rank	Institution	2012	2015	Change	Control
1	Pennsylvania State University-World Campus	8,488	12,242	3,754	Public
2	Drexel University	7,269	9,878	2,609	Private not-for-profit
3	Temple University	1,825	4,179	2,354	Public
4	Harrisburg University of Science and Technology	52	1,644	1,592	Private not-for-profit
5	West Chester University of Pennsylvania	309	1,611	1,302	Public
6	Pittsburgh Technical Institute	356	1,514	1,158	Private for-profit
7	Pennsylvania State University-Main Campus	13,238	14,355	1,117	Public
8	Slippery Rock University of Pennsylvania	1,115	2,127	1,012	Public
9	Community College of Philadelphia	3,276	4,222	946	Public
10	Pennsylvania State University-Penn State Berks	406	1,277	871	Public