



digital learning  
C O M P A S S

*Distance Education State Almanac 2017*

# Oklahoma

**Julia E. Seaman, Ph.D.**

*Research Director, Babson Survey Research Group*

**Jeff Seaman, Ph.D.**

*Director, Babson Survey Research Group*



This work is licensed under a Creative Commons Attribution-ShareAlike 4.0 International License.  
by Babson Survey Research Group, e-Literate, and WCET

State maps images are by TUBS [CC BY-SA 3.0 (<https://creativecommons.org/licenses/by-sa/3.0/>)], via Wikimedia Commons

# Oklahoma



	State	% of National
<b>Population</b>	3,923,561	1.2%
<b>18-55 Population</b>	1,844,074	1.2%
<b>Number of Institutions</b>	67	1.4%

Oklahoma has 67 degree-granting higher education institutions, which represent 1.4% of all such institutions in the United States. These institutions enrolled a total of 210,904 students as of fall 2015 (185,332 of which are studying at the undergraduate level and 25,572 at the graduate level). The fall 2015 figure is a decrease of 16,206 students (or -7.1%) from the number enrolled in the fall of 2012.

Among the total student body, 73,513 (66,048 undergraduates and 7,465 graduate students) were taking at least one course at a distance. This is 34.9% of the enrolled student body, which is higher than the national average rate of 29.7%. The number of students taking distance education courses in the state increased by 2,536 (or 3.6%) between fall 2012 and fall 2015. This is lower than the national level of growth of 11.0%.

25,609 students in Oklahoma are taking all of their courses at a distance, made up of 20,718 undergraduates and 4,891 graduates. This represents 12.1% of all students enrolled in the state, a rate that is lower than the national average of 14.3%. A total of 20,796 (or 81.2% of these exclusively online students) live in Oklahoma, the remainder come from outside of the state. This rate is higher than the national in-state average of 55.1%.

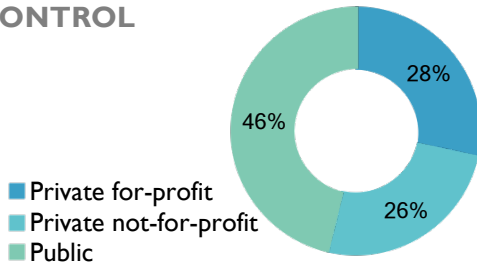
The number of students that take any of their courses on campus, including those who take all of their courses on campus and those who take a mix of on-campus and distance courses, is 185,295, or 87.9% of the total student enrollment in Oklahoma. This number represents a decrease in proportion on campus from the four years prior (88.5% from 201,009 students in 2012). The -0.6% rate is a smaller change than the national 1.7% decrease.

## Overall and Distance Enrollment - 2015

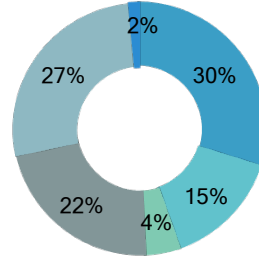
		Total		Undergraduate		Graduate	
		All Students	Any Distance	All Students	Any Distance	All Students	Any Distance
	<b>Total</b>	210,904	73,513	185,332	66,048	25,572	7,465
<b>Control</b>	Private for-profit	5,900	653	5,842	609	58	44
	Private not-for-profit	25,996	4,998	20,844	3,673	5,152	1,325
	Public	179,008	67,862	158,646	61,766	20,362	6,096
<b>Type</b>	2 to 4-year	62,387	25,625	62,387	25,625	0	0
	4-year or more	148,517	47,888	122,945	40,423	25,572	7,465
<b>Institutional Enrollment Size</b>	Under 1,000	10,627	1,932	9,602	1,542	1,025	390
	1,000 - 4,999	68,661	23,606	59,264	20,335	9,397	3,271
	5,000 - 9,999	31,116	14,845	28,693	13,777	2,423	1,068
	10,000 - 19,999	47,142	18,100	45,299	17,915	1,843	185
	20,000 and above	53,358	15,030	42,474	12,479	10,884	2,551
<b>Carnegie</b>	Associate's College	65,904	28,881	65,904	28,881	0	0
	Baccalaureate College	13,605	3,953	13,434	3,911	171	42
	Doctoral University	58,029	15,268	45,952	12,479	12,077	2,789
	Master's College	64,036	22,566	54,205	19,099	9,831	3,467
	Specialized	9,184	2,845	5,691	1,678	3,493	1,167
	Unassigned	146	0	146	0	0	0

## Distribution of State Institutions

### CONTROL

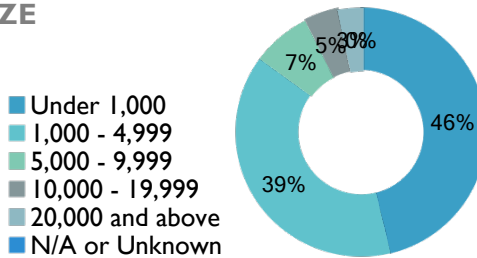


### CARNEGIE

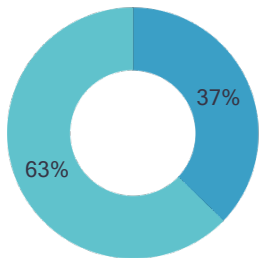


- Associate's College
- Baccalaureate College
- Doctoral University
- Master's College
- Specialized
- Unassigned

### SIZE



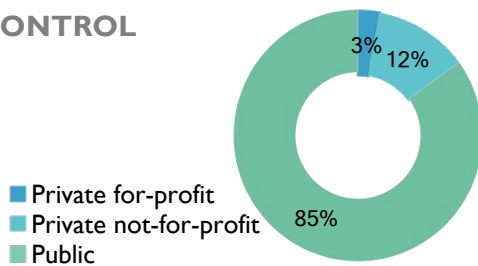
### TYPE



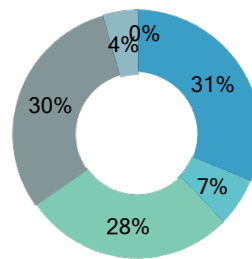
- 2 to 4-year
- 4-year or more

## Distribution of Total Student Enrollment

### CONTROL

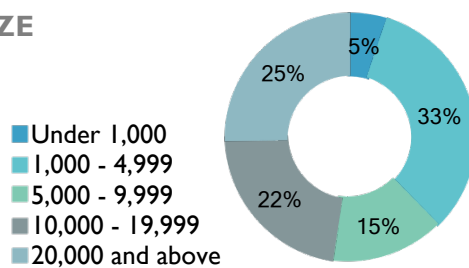


### CARNEGIE

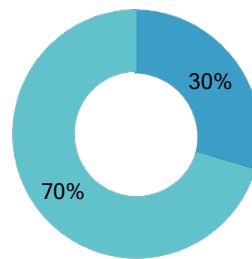


- Associate's College
- Baccalaureate College
- Doctoral University
- Master's College
- Specialized
- Unassigned

### SIZE

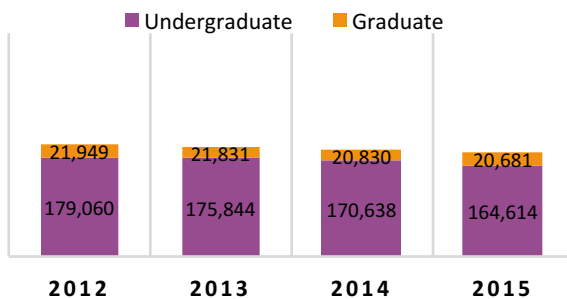


### TYPE

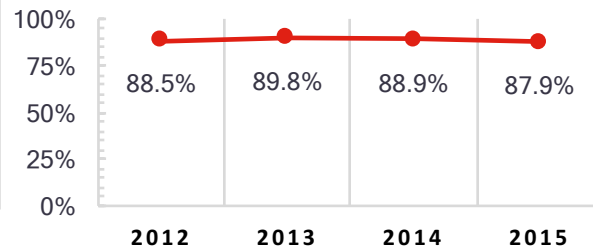


- 2 to 4-year
- 4-year or more

## On-Campus Students



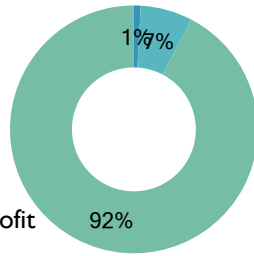
### PERCENT ON CAMPUS



# Distribution of Distance Student Enrollment

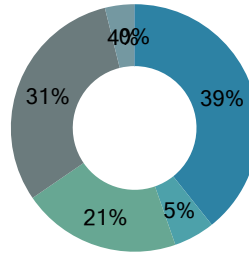
## CONTROL

- Private for-profit
- Private not-for-profit
- Public



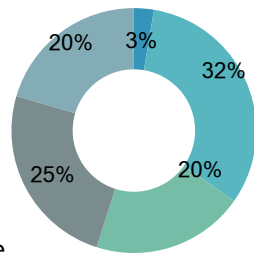
## CARNEGIE

- Associate's College
- Baccalaureate College
- Doctoral University
- Master's College
- Specialized
- Unassigned



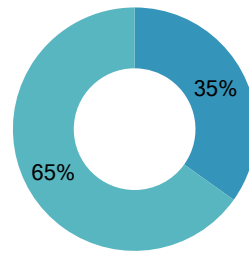
## SIZE

- Under 1,000
- 1,000 - 4,999
- 5,000 - 9,999
- 10,000 - 19,999
- 20,000 and above



## TYPE

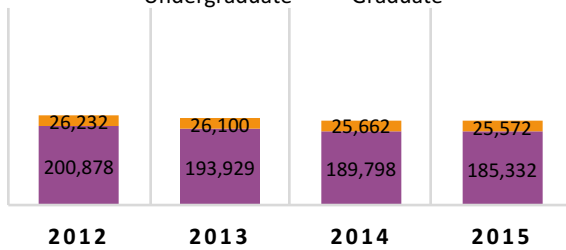
- 2 to 4-year
- 4-year or more



# Enrollment Trends

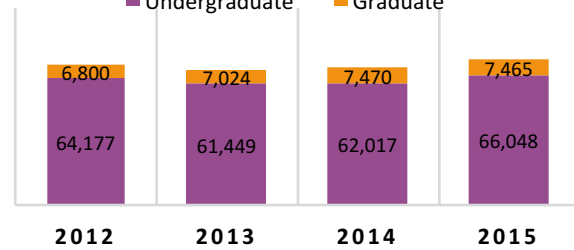
## TOTAL STUDENTS

- Undergraduate
- Graduate



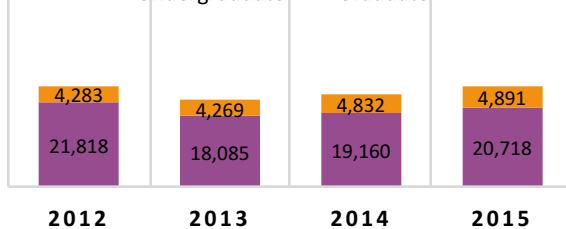
## ANY DISTANCE

- Undergraduate
- Graduate

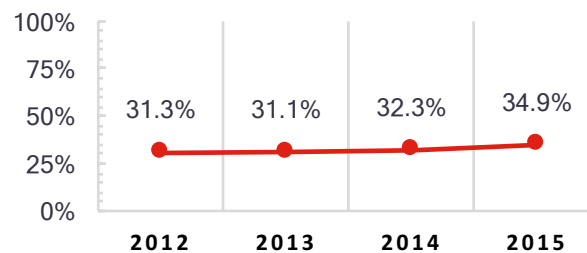


## EXCLUSIVELY DISTANCE

- Undergraduate
- Graduate



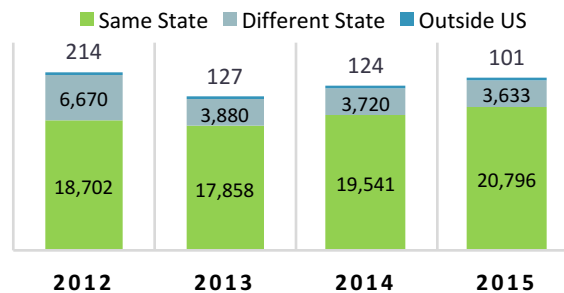
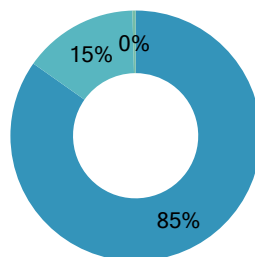
## PERCENT DISTANCE



# Exclusively Distance Student Locations

## 2015

- Same State
- Different State
- Outside US



## Overall Enrollment in Oklahoma

### Top 10 Institutions by Total Numbers of Students - 2015

Rank	Institution	Total	Undergrad	Graduate	Control
1	University of Oklahoma-Norman Campus	27,428	21,297	6,131	Public
2	Oklahoma State University-Main Campus	25,930	21,177	4,753	Public
3	Tulsa Community College	17,160	17,160	0	Public
4	University of Central Oklahoma	16,910	15,067	1,843	Public
5	Oklahoma City Community College	13,072	13,072	0	Public
6	Northeastern State University	8,251	7,020	1,231	Public
7	Rose State College	6,612	6,612	0	Public
8	Oklahoma State University-Oklahoma City	5,963	5,963	0	Public
9	Cameron University	5,177	4,740	437	Public
10	Southwestern Oklahoma State University	5,113	4,358	755	Public

### Top 10 Institutions by Enrollment Growth 2012-2015

Rank	Institution	2012	2015	Change	Control
1	University of Tulsa	4,326	4,671	345	Private not-for-profit
2	Oklahoma State University Center for Health Science	457	787	330	Public
3	Oklahoma Wesleyan University	1,243	1,527	284	Private not-for-profit
4	Oral Roberts University	3,335	3,611	276	Private not-for-profit
5	Oklahoma Christian University	2,299	2,570	271	Private not-for-profit
6	Oklahoma State University-Main Campus	25,708	25,930	222	Public
7	Redlands Community College	2,560	2,690	130	Public
8	Hillsdale Free Will Baptist College	217	329	112	Private not-for-profit
9	Career Point College	274	384	110	Private for-profit
10	Southern Nazarene University	2,149	2,252	103	Private not-for-profit

## Distance Enrollment in Oklahoma

### Top 10 Institutions by Distance Enrollment - 2015

Rank	Institution	Total	Undergrad	Graduate	Control
1	Tulsa Community College	7,870	7,870	0	Public
2	University of Oklahoma-Norman Campus	7,617	6,379	1,238	Public
3	Oklahoma State University-Main Campus	7,413	6,100	1,313	Public
4	Oklahoma City Community College	5,468	5,468	0	Public
5	University of Central Oklahoma	4,762	4,577	185	Public
6	Northeastern State University	4,020	3,574	446	Public
7	Oklahoma State University-Oklahoma City	3,571	3,571	0	Public
8	Rose State College	2,838	2,838	0	Public
9	Cameron University	2,394	2,134	260	Public
10	Southeastern Oklahoma State University	2,194	1,853	341	Public

### Top 10 Institutions by Distance Enrollment Growth 2012-2015

Rank	Institution	2012	2015	Change	Control
1	University of Oklahoma-Norman Campus	6,061	7,617	1,556	Public
2	University of Central Oklahoma	3,359	4,762	1,403	Public
3	Oklahoma State University-Main Campus	6,208	7,413	1,205	Public
4	Northeastern State University	2,890	4,020	1,130	Public
5	Tulsa Community College	6,764	7,870	1,106	Public
6	Connors State College	627	1,323	696	Public
7	Oklahoma City Community College	4,890	5,468	578	Public
8	Southwestern Oklahoma State University	1,493	2,022	529	Public
9	University of Oklahoma-Health Sciences Center	1,073	1,574	501	Public
10	Oklahoma Christian University	293	604	311	Private not-for-profit