



digital learning
COMPASS

Distance Education State Almanac 2017

North Carolina

Julia E. Seaman, Ph.D.

Research Director, Babson Survey Research Group

Jeff Seaman, Ph.D.

Director, Babson Survey Research Group



This work is licensed under a Creative Commons Attribution-ShareAlike 4.0 International License.
by Babson Survey Research Group, e-Literate, and WCET

State maps images are by TUBS [CC BY-SA 3.0 (<https://creativecommons.org/licenses/by-sa/3.0/>)], via Wikimedia Commons

North Carolina



	State	% of National
Population	10,146,788	3.1%
18-55 Population	4,768,990	3.1%
Number of Institutions	151	3.1%

North Carolina has 151 degree-granting higher education institutions, which represent 3.1% of all such institutions in the United States. These institutions enrolled a total of 562,442 students as of fall 2015 (490,350 of which are studying at the undergraduate level and 72,092 at the graduate level). The fall 2015 figure is a decrease of 14,237 students (or -2.5%) from the number enrolled in the fall of 2012.

Among the total student body, 201,768 (180,340 undergraduates and 21,428 graduate students) were taking at least one course at a distance. This is 35.9% of the enrolled student body, which is higher than the national average rate of 29.7%. The number of students taking distance education courses in the state increased by 10,837 (or 5.7%) between fall 2012 and fall 2015. This is lower than the national level of growth of 11.0%.

81,075 students in North Carolina are taking all of their courses at a distance, made up of 66,960 undergraduates and 14,115 graduates. This represents 14.4% of all students enrolled in the state, a rate that is higher than the national average of 14.3%. A total of 72,694 (or 89.7% of these exclusively online students) live in North Carolina, the remainder come from outside of the state. This rate is higher than the national in-state average of 55.1%.

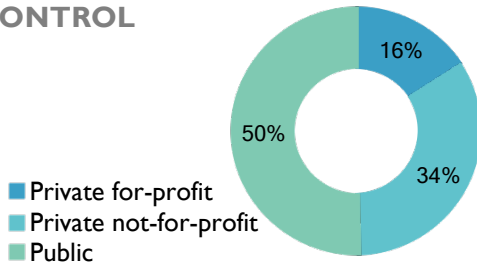
The number of students that take any of their courses on campus, including those who take all of their courses on campus and those who take a mix of on-campus and distance courses, is 481,367, or 85.6% of the total student enrollment in North Carolina. This number represents a decrease in proportion on campus from the four years prior (88.4% from 509,904 students in 2012). The -2.8% rate is a larger change than the national 1.7% decrease.

Overall and Distance Enrollment - 2015

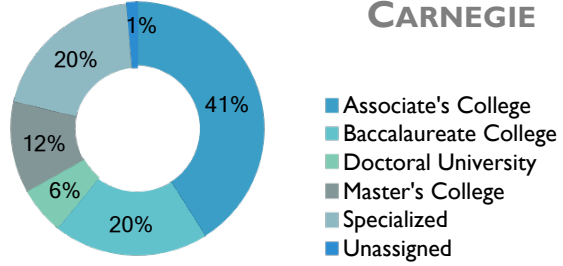
		Total		Undergraduate		Graduate	
		All Students	Any Distance	All Students	Any Distance	All Students	Any Distance
	Total	562,442	201,768	490,350	180,340	72,092	21,428
Control	Private for-profit	16,703	8,891	13,869	7,345	2,834	1,546
	Private not-for-profit	97,684	16,350	72,965	10,130	24,719	6,220
	Public	448,055	176,527	403,516	162,865	44,539	13,662
Type	2 to 4-year	226,723	112,981	226,723	112,981	0	0
	4-year or more	335,719	88,787	263,627	67,359	72,092	21,428
Institutional Enrollment Size	Under 1,000	21,099	5,441	18,807	4,742	2,292	699
	1,000 - 4,999	173,543	77,877	163,153	71,953	10,390	5,924
	5,000 - 9,999	95,549	32,861	86,203	31,028	9,346	1,833
	10,000 - 19,999	131,877	42,966	112,887	38,827	18,990	4,139
	20,000 and above	140,374	42,623	109,300	33,790	31,074	8,833
Carnegie	Associate's College	224,669	112,374	224,669	112,374	0	0
	Baccalaureate College	42,414	4,844	41,166	4,523	1,248	321
	Doctoral University	177,766	46,293	127,887	34,081	49,879	12,212
	Master's College	103,691	31,208	85,016	23,139	18,675	8,069
	Specialized	13,586	7,026	11,296	6,200	2,290	826
	Unassigned	316	23	316	23	0	0

Distribution of State Institutions

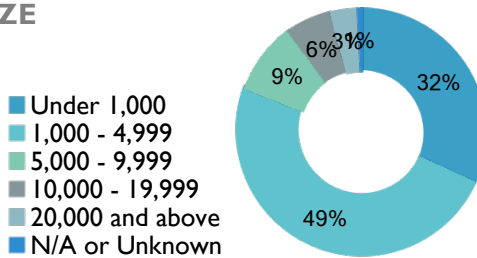
CONTROL



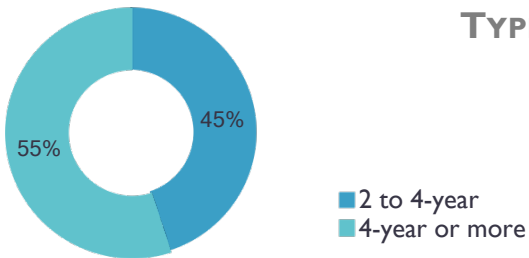
CARNEGIE



SIZE

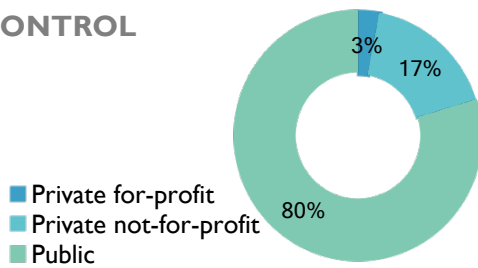


TYPE

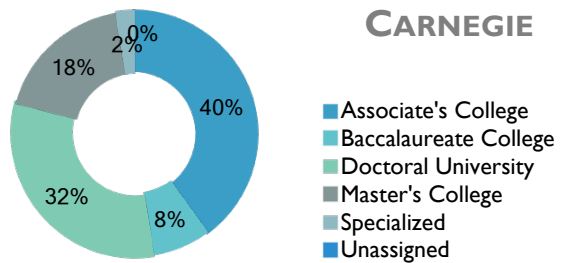


Distribution of Total Student Enrollment

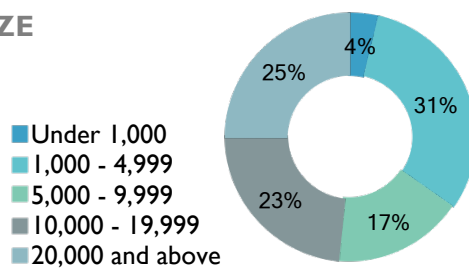
CONTROL



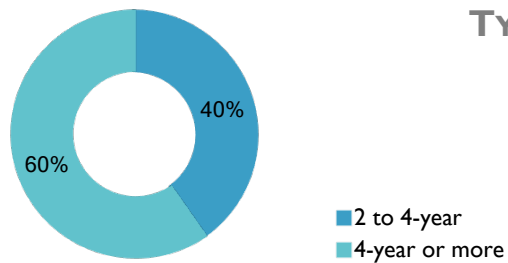
CARNEGIE



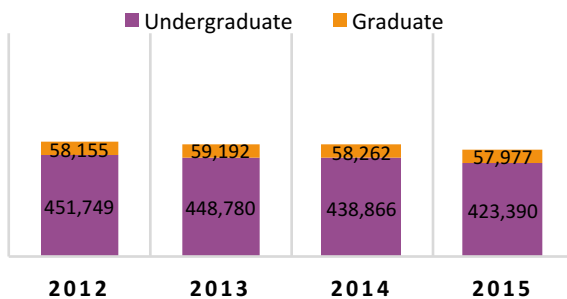
SIZE



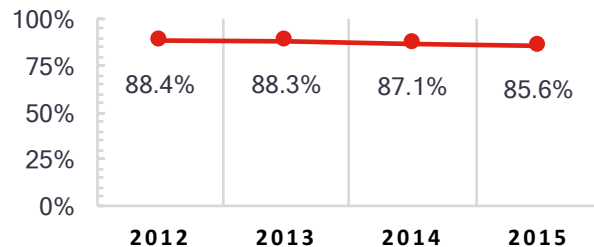
TYPE



On-Campus Students

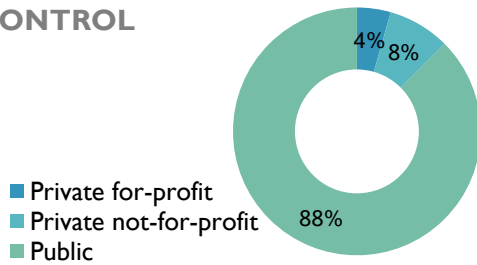


PERCENT ON CAMPUS

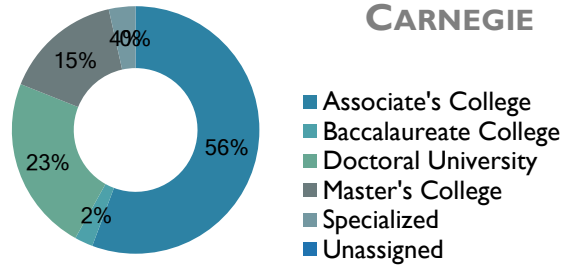


Distribution of Distance Student Enrollment

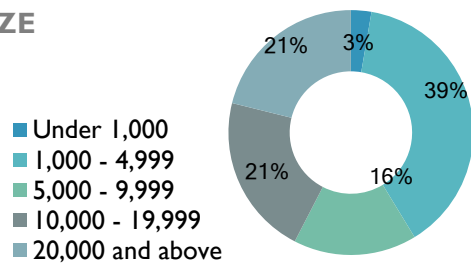
CONTROL



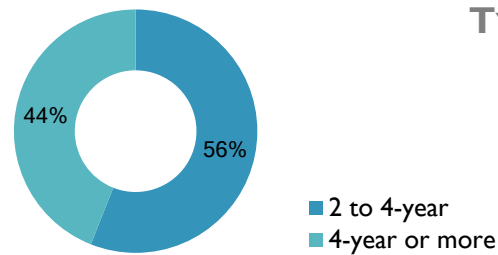
CARNEGIE



SIZE

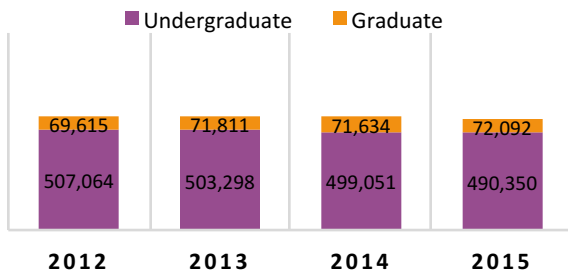


TYPE

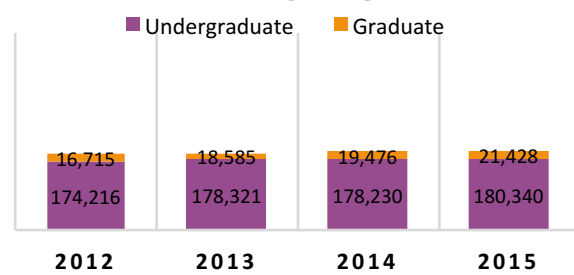


Enrollment Trends

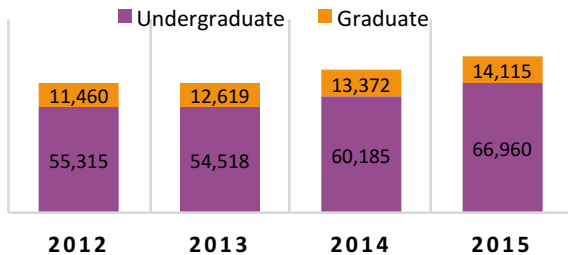
TOTAL STUDENTS



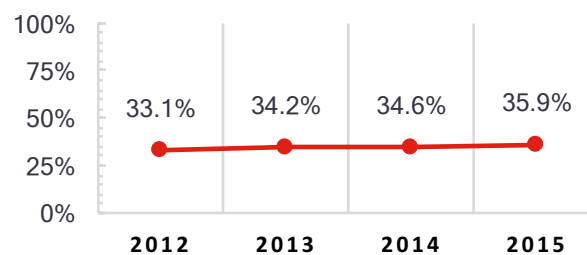
ANY DISTANCE



EXCLUSIVELY DISTANCE

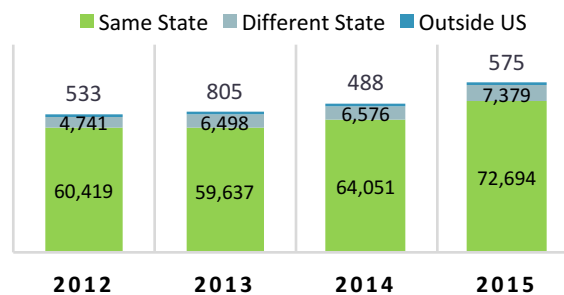
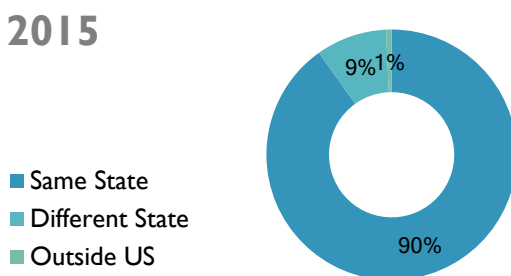


PERCENT DISTANCE



Exclusively Distance Student Locations

2015



Overall Enrollment in North Carolina

Top 10 Institutions by Total Numbers of Students - 2015

Rank	Institution	Total	Undergrad	Graduate	Control
1	North Carolina State University at Raleigh	34,015	24,111	9,904	Public
2	University of North Carolina at Chapel Hill	29,084	18,415	10,669	Public
3	East Carolina University	28,289	23,039	5,250	Public
4	University of North Carolina at Charlotte	27,983	22,732	5,251	Public
5	Wake Technical Community College	21,003	21,003	0	Public
6	Central Piedmont Community College	19,394	19,394	0	Public
7	University of North Carolina at Greensboro	19,393	16,091	3,302	Public
8	Appalachian State University	17,932	16,290	1,642	Public
9	Duke University	15,984	6,639	9,345	Private not-for-profit
10	University of North Carolina Wilmington	14,918	13,235	1,683	Public

Top 10 Institutions by Enrollment Growth 2012-2015

Rank	Institution	2012	2015	Change	Control
1	University of North Carolina at Charlotte	26,232	27,983	1,751	Public
2	East Carolina University	26,947	28,289	1,342	Public
3	University of North Carolina Wilmington	13,733	14,918	1,185	Public
4	Miller-Motte College-Wilmington	1,924	3,065	1,141	Private for-profit
5	University of North Carolina at Greensboro	18,516	19,393	877	Public
6	Western Carolina University	9,608	10,340	732	Public
7	Elon University	6,029	6,631	602	Private not-for-profit
8	Duke University	15,386	15,984	598	Private not-for-profit
9	North Carolina Wesleyan College	1,522	2,119	597	Private not-for-profit
10	Wake Technical Community College	20,440	21,003	563	Public

Distance Enrollment in North Carolina

Top 10 Institutions by Distance Enrollment - 2015

Rank	Institution	Total	Undergrad	Graduate	Control
1	North Carolina State University at Raleigh	12,321	9,401	2,920	Public
2	East Carolina University	12,011	8,930	3,081	Public
3	Central Piedmont Community College	10,177	10,177	0	Public
4	Wake Technical Community College	8,642	8,642	0	Public
5	Fayetteville Technical Community College	7,520	7,520	0	Public
6	University of North Carolina at Greensboro	7,395	6,384	1,011	Public
7	University of North Carolina at Charlotte	6,056	4,874	1,182	Public
8	Guilford Technical Community College	4,836	4,836	0	Public
9	Catawba Valley Community College	4,571	4,571	0	Public
10	University of North Carolina Wilmington	4,487	3,801	686	Public

Top 10 Institutions by Distance Enrollment Growth 2012-2015

Rank	Institution	2012	2015	Change	Control
1	University of North Carolina at Greensboro	4,741	7,395	2,654	Public
2	East Carolina University	9,537	12,011	2,474	Public
3	University of North Carolina at Charlotte	3,667	6,056	2,389	Public
4	Cape Fear Community College	1,894	3,846	1,952	Public
5	University of North Carolina Wilmington	2,711	4,487	1,776	Public
6	Appalachian State University	1,275	2,753	1,478	Public
7	North Carolina State University at Raleigh	10,873	12,321	1,448	Public
8	University of North Carolina at Chapel Hill	2,549	3,593	1,044	Public
9	Fayetteville State University	2,057	3,100	1,043	Public
10	Miller-Motte College-Wilmington	1,833	2,873	1,040	Private for-profit