



digital learning  
C O M P A S S

*Distance Education State Almanac 2017*

# New York

**Julia E. Seaman, Ph.D.**

*Research Director, Babson Survey Research Group*

**Jeff Seaman, Ph.D.**

*Director, Babson Survey Research Group*



This work is licensed under a Creative Commons Attribution-ShareAlike 4.0 International License.  
by Babson Survey Research Group, e-Literate, and WCET

State maps images are by TUBS [CC BY-SA 3.0 (<https://creativecommons.org/licenses/by-sa/3.0/>)], via Wikimedia Commons

# New York



	State	% of National
<b>Population</b>	19,745,289	6.0%
<b>18-55 Population</b>	9,675,192	6.3%
<b>Number of Institutions</b>	314	6.5%

New York has 314 degree-granting higher education institutions, which represent 6.5% of all such institutions in the United States. These institutions enrolled a total of 1,291,040 students as of fall 2015 (1,053,448 of which are studying at the undergraduate level and 237,592 at the graduate level). The fall 2015 figure is a decrease of 18,010 students (or -1.4%) from the number enrolled in the fall of 2012.

Among the total student body, 191,842 (157,086 undergraduates and 34,756 graduate students) were taking at least one course at a distance. This is 14.9% of the enrolled student body, which is lower than the national average rate of 29.7%. The number of students taking distance education courses in the state decreased by 5,430 (or -2.8%) between fall 2012 and fall 2015. This is lower than the national level of growth of 11.0%.

89,089 students in New York are taking all of their courses at a distance, made up of 69,935 undergraduates and 19,154 graduates. This represents 6.9% of all students enrolled in the state, a rate that is lower than the national average of 14.3%. A total of 41,869 (or 47.0% of these exclusively online students) live in New York, the remainder come from outside of the state. This rate is lower than the national in-state average of 55.1%.

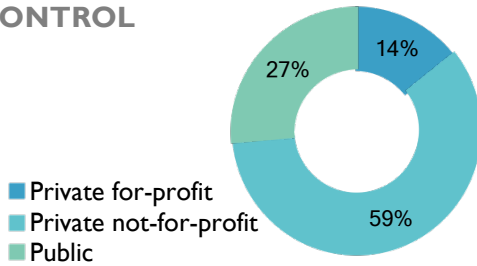
The number of students that take any of their courses on campus, including those who take all of their courses on campus and those who take a mix of on-campus and distance courses, is 1,201,951, or 93.1% of the total student enrollment in New York. This number represents a decrease in proportion on campus from the four years prior (93.7% from 1,227,119 students in 2012). The -0.6% rate is a smaller change than the national 1.7% decrease.

## Overall and Distance Enrollment - 2015

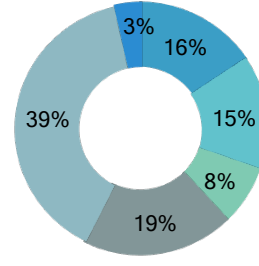
		Total		Undergraduate		Graduate	
		All Students	Any Distance	All Students	Any Distance	All Students	Any Distance
	<b>Total</b>	1,291,040	191,842	1,053,448	157,086	237,592	34,756
<b>Control</b>	Private for-profit	45,480	11,159	42,375	10,546	3,105	613
	Private not-for-profit	531,139	87,850	363,885	64,142	167,254	23,708
	Public	714,421	92,833	647,188	82,398	67,233	10,435
<b>Type</b>	2 to 4-year	330,310	46,534	330,310	46,534	0	0
	4-year or more	960,730	145,308	723,138	110,552	237,592	34,756
<b>Institutional Enrollment Size</b>	Under 1,000	45,752	4,762	34,170	3,649	11,582	1,113
	1,000 - 4,999	268,212	42,185	224,404	33,523	43,808	8,662
	5,000 - 9,999	223,328	31,412	194,615	26,435	28,713	4,977
	10,000 - 19,999	414,260	46,799	351,953	38,390	62,307	8,409
	20,000 and above	339,488	66,684	248,306	55,089	91,182	11,595
<b>Carnegie</b>	Associate's College	322,912	45,877	322,912	45,877	0	0
	Baccalaureate College	121,215	12,874	118,511	12,731	2,704	143
	Doctoral University	351,407	28,310	217,016	15,482	134,391	12,828
	Master's College	425,730	96,156	348,876	77,126	76,854	19,030
	Specialized	68,544	8,625	44,910	5,870	23,634	2,755
	Unassigned	1,232	0	1,223	0	9	0

## Distribution of State Institutions

### CONTROL

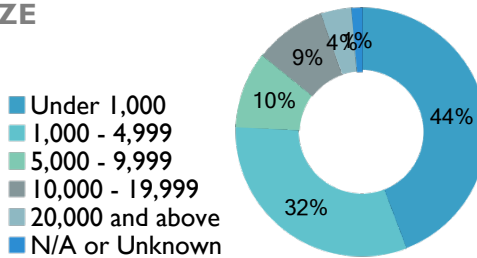


### CARNEGIE

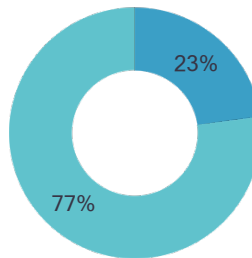


- Associate's College
- Baccalaureate College
- Doctoral University
- Master's College
- Specialized
- Unassigned

### SIZE



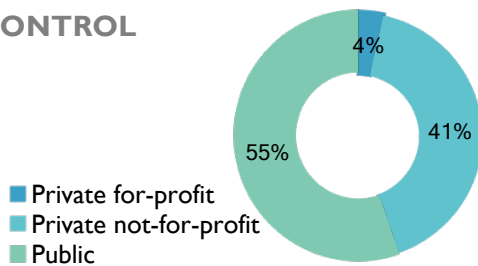
### TYPE



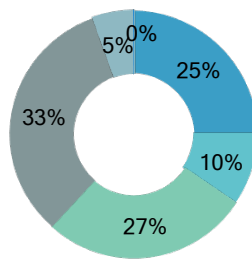
- 2 to 4-year
- 4-year or more

## Distribution of Total Student Enrollment

### CONTROL

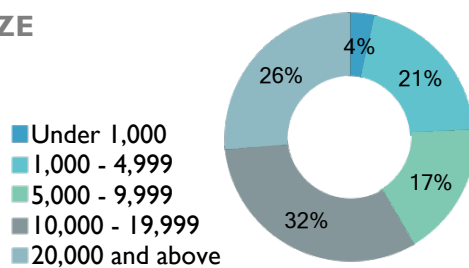


### CARNEGIE

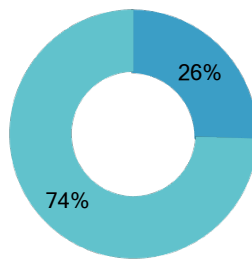


- Associate's College
- Baccalaureate College
- Doctoral University
- Master's College
- Specialized
- Unassigned

### SIZE

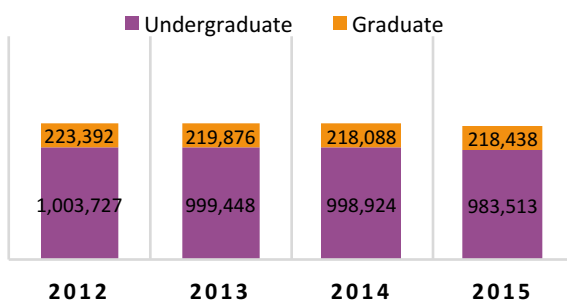


### TYPE

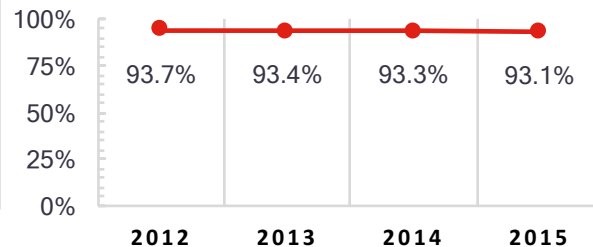


- 2 to 4-year
- 4-year or more

## On-Campus Students

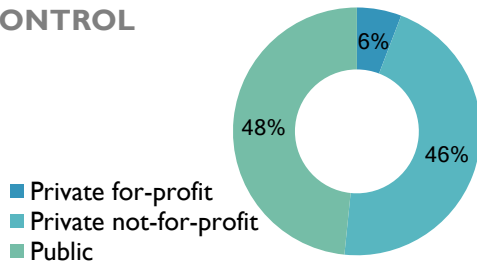


### PERCENT ON CAMPUS

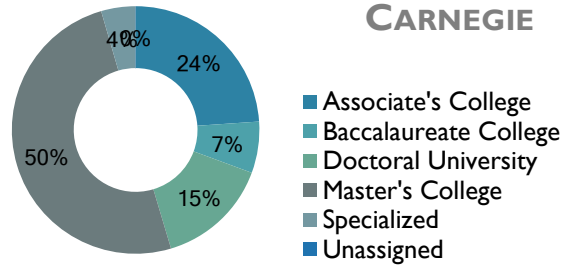


# Distribution of Distance Student Enrollment

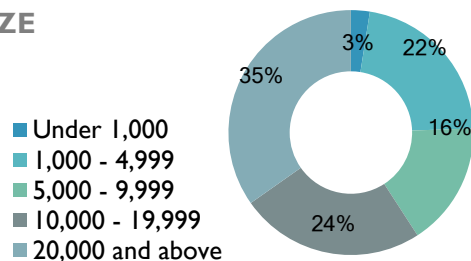
## CONTROL



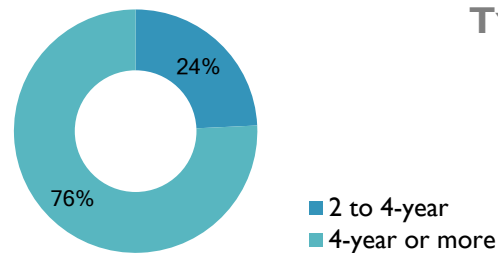
## CARNEGIE



## SIZE

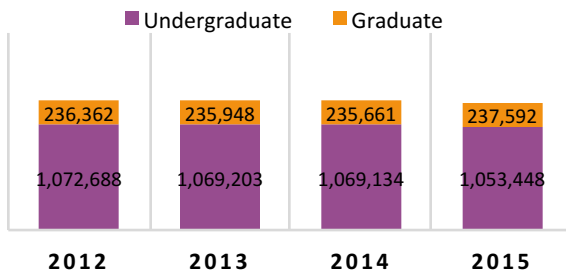


## TYPE

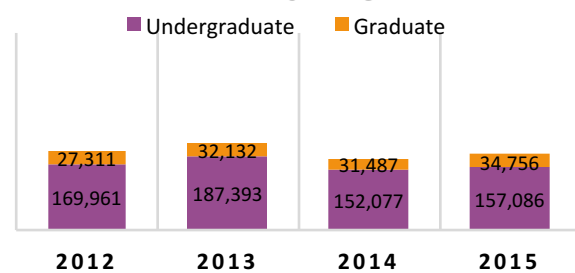


# Enrollment Trends

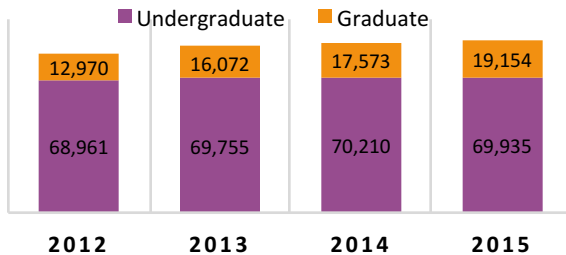
## TOTAL STUDENTS



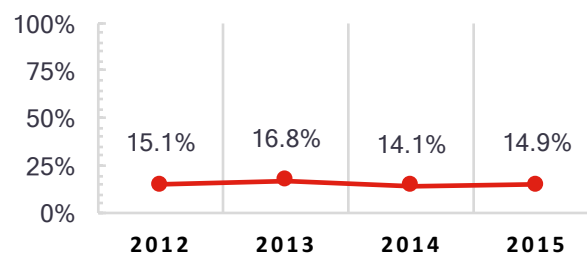
## ANY DISTANCE



## EXCLUSIVELY DISTANCE

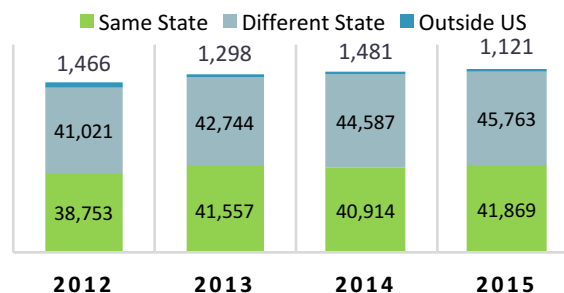
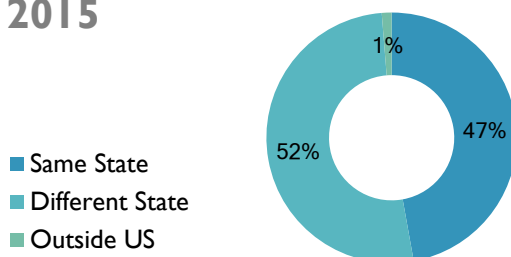


## PERCENT DISTANCE



# Exclusively Distance Student Locations

## 2015



## Overall Enrollment in New York

### Top 10 Institutions by Total Numbers of Students - 2015

Rank	Institution	Total	Undergrad	Graduate	Control
1	New York University	50,027	25,722	24,305	Private not-for-profit
2	Excelsior College	43,123	39,735	3,388	Private not-for-profit
3	University at Buffalo	29,796	19,953	9,843	Public
4	Columbia University in the City of New York	28,086	8,102	19,984	Private not-for-profit
5	CUNY Borough of Manhattan Community College	27,309	27,309	0	Public
6	Suffolk County Community College	26,829	26,829	0	Public
7	Stony Brook University	25,272	16,831	8,441	Public
8	CUNY Hunter College	22,918	16,550	6,368	Public
9	Cornell University	21,904	14,315	7,589	Private not-for-profit
10	Syracuse University	21,789	15,196	6,593	Private not-for-profit

### Top 10 Institutions by Enrollment Growth 2012-2015

Rank	Institution	2012	2015	Change	Control
1	New York University	44,516	50,027	5,511	Private not-for-profit
2	Excelsior College	39,728	43,123	3,395	Private not-for-profit
3	CUNY Borough of Manhattan Community College	24,537	27,309	2,772	Public
4	Columbia University in the City of New York	26,471	28,086	1,615	Private not-for-profit
5	SUNY at Binghamton	15,308	16,913	1,605	Public
6	Stony Brook University	23,946	25,272	1,326	Public
7	CUNY New York City College of Technology	16,207	17,424	1,217	Public
8	Relay Graduate School of Education	570	1,695	1,125	Private not-for-profit
9	CUNY Bernard M Baruch College	17,373	18,433	1,060	Public
10	CUNY Lehman College	11,862	12,807	945	Public

## Distance Enrollment in New York

### Top 10 Institutions by Distance Enrollment - 2015

Rank	Institution	Total	Undergrad	Graduate	Control
1	Excelsior College	43,123	39,735	3,388	Private not-for-profit
2	SUNY Empire State College	6,961	6,044	917	Public
3	Hudson Valley Community College	4,423	4,423	0	Public
4	University at Buffalo	4,212	2,525	1,687	Public
5	Mercy College	3,887	2,428	1,459	Private not-for-profit
6	Monroe Community College	3,486	3,486	0	Public
7	Nassau Community College	3,294	3,294	0	Public
8	Stony Brook University	3,231	1,273	1,958	Public
9	St John's University-New York	3,178	2,302	876	Private not-for-profit
10	Suffolk County Community College	3,023	3,023	0	Public

### Top 10 Institutions by Distance Enrollment Growth 2012-2015

Rank	Institution	2012	2015	Change	Control
1	Excelsior College	39,728	43,123	3,395	Private not-for-profit
2	University at Buffalo	1,186	4,212	3,026	Public
3	Stony Brook University	783	3,231	2,448	Public
4	SUNY Buffalo State	591	2,303	1,712	Public
5	New York University	659	1,833	1,174	Private not-for-profit
6	Utica College	1,341	2,429	1,088	Private not-for-profit
7	Rochester Institute of Technology	1,464	2,530	1,066	Private not-for-profit
8	Syracuse University	925	1,787	862	Private not-for-profit
9	CUNY John Jay College of Criminal Justice	1,990	2,818	828	Public
10	New York Medical College	395	1,218	823	Private not-for-profit