



digital learning
C O M P A S S

Distance Education State Almanac 2017

Nevada

Julia E. Seaman, Ph.D.

Research Director, Babson Survey Research Group

Jeff Seaman, Ph.D.

Director, Babson Survey Research Group



This work is licensed under a Creative Commons Attribution-ShareAlike 4.0 International License.
by Babson Survey Research Group, e-Literate, and WCET

State maps images are by TUBS [CC BY-SA 3.0 (<https://creativecommons.org/licenses/by-sa/3.0/>)], via Wikimedia Commons

Nevada



	State	% of National
Population	2,940,058	0.9%
18-55 Population	1,381,827	0.9%
Number of Institutions	27	0.6%

Nevada has 27 degree-granting higher education institutions, which represent 0.6% of all such institutions in the United States. These institutions enrolled a total of 116,097 students as of fall 2015 (104,841 of which are studying at the undergraduate level and 11,256 at the graduate level). The fall 2015 figure is an increase of 1,535 students (or 1.3%) from the number enrolled in the fall of 2012.

Among the total student body, 41,048 (38,971 undergraduates and 2,077 graduate students) were taking at least one course at a distance. This is 35.4% of the enrolled student body, which is higher than the national average rate of 29.7%. The number of students taking distance education courses in the state increased by 5,879 (or 16.7%) between fall 2012 and fall 2015. This is higher than the national level of growth of 11.0%.

13,360 students in Nevada are taking all of their courses at a distance, made up of 12,306 undergraduates and 1,054 graduates. This represents 11.5% of all students enrolled in the state, a rate that is lower than the national average of 14.3%. A total of 12,476 (or 93.4% of these exclusively online students) live in Nevada, the remainder come from outside of the state. This rate is higher than the national in-state average of 55.1%.

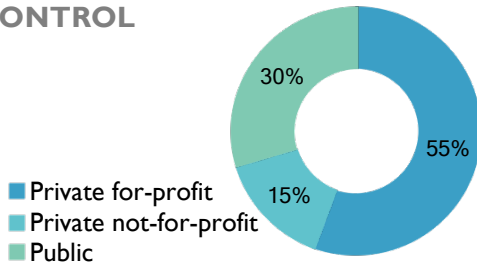
The number of students that take any of their courses on campus, including those who take all of their courses on campus and those who take a mix of on-campus and distance courses, is 102,737, or 88.5% of the total student enrollment in Nevada. This number represents an increase in proportion on campus from the four years prior (89.6% from 102,702 students in 2012). The -1.2% rate is a smaller change than the national 1.7% decrease.

Overall and Distance Enrollment - 2015

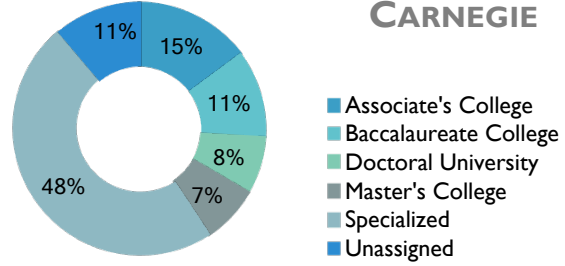
		Total		Undergraduate		Graduate	
		All Students	Any Distance	All Students	Any Distance	All Students	Any Distance
	Total	116,097	41,048	104,841	38,971	11,256	2,077
Control	Private for-profit	7,465	1,254	7,088	1,153	377	101
	Private not-for-profit	4,214	533	1,302	298	2,912	235
	Public	104,418	39,261	96,451	37,520	7,967	1,741
Type	2 to 4-year	15,329	4,756	15,329	4,756	0	0
	4-year or more	100,768	36,292	89,512	34,215	11,256	2,077
Institutional Enrollment Size	Under 1,000	6,486	933	6,374	859	112	74
	1,000 - 4,999	15,715	6,304	12,503	6,011	3,212	293
	5,000 - 9,999	0	0	0	0	0	0
	10,000 - 19,999	11,085	4,434	11,085	4,434	0	0
	20,000 and above	82,811	29,377	74,879	27,667	7,932	1,710
Carnegie	Associate's College	48,654	20,657	48,654	20,657	0	0
	Baccalaureate College	7,132	4,279	7,097	4,248	35	31
	Doctoral University	49,498	14,471	41,566	12,761	7,932	1,710
	Master's College	2,440	467	1,638	440	802	27
	Specialized	8,203	1,069	5,716	760	2,487	309
	Unassigned	170	105	170	105	0	0

Distribution of State Institutions

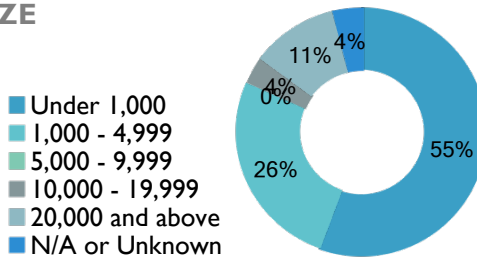
CONTROL



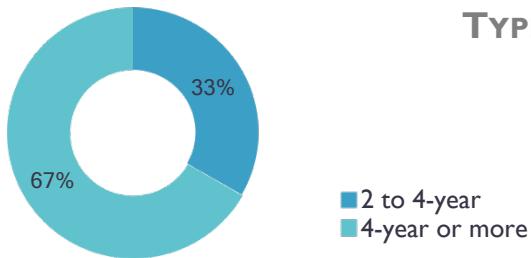
CARNEGIE



SIZE

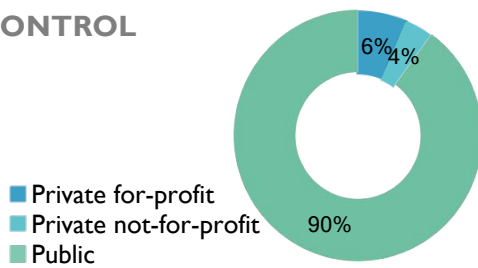


TYPE

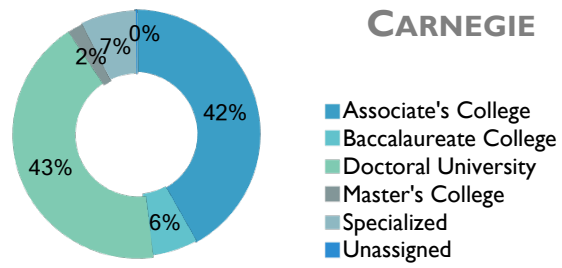


Distribution of Total Student Enrollment

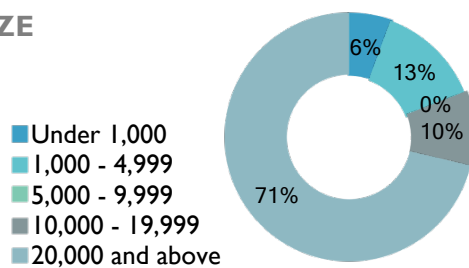
CONTROL



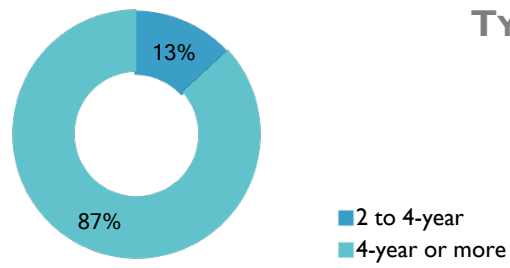
CARNEGIE



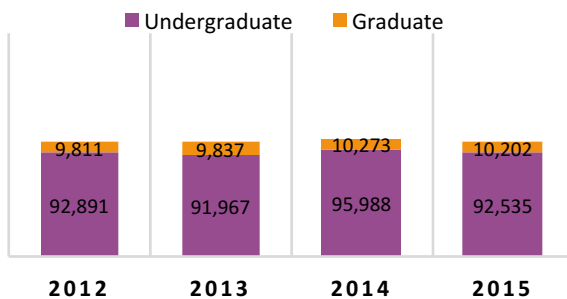
SIZE



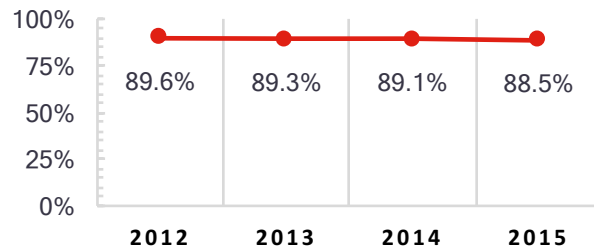
TYPE



On-Campus Students



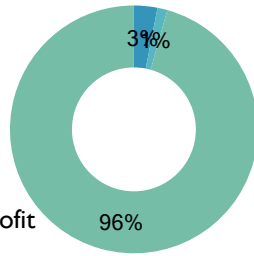
PERCENT ON CAMPUS



Distribution of Distance Student Enrollment

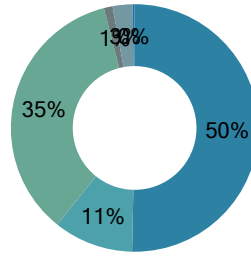
CONTROL

- Private for-profit
- Private not-for-profit
- Public



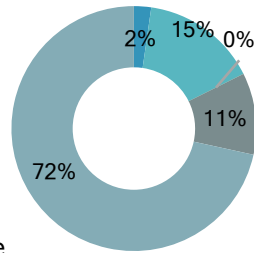
CARNEGIE

- Associate's College
- Baccalaureate College
- Doctoral University
- Master's College
- Specialized
- Unassigned



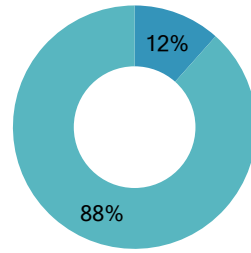
SIZE

- Under 1,000
- 1,000 - 4,999
- 5,000 - 9,999
- 10,000 - 19,999
- 20,000 and above



TYPE

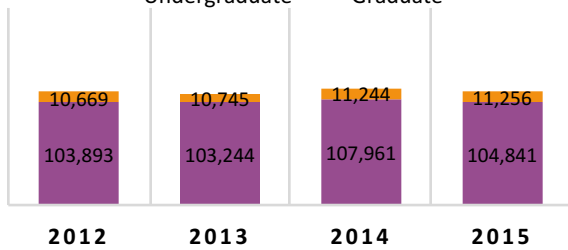
- 2 to 4-year
- 4-year or more



Enrollment Trends

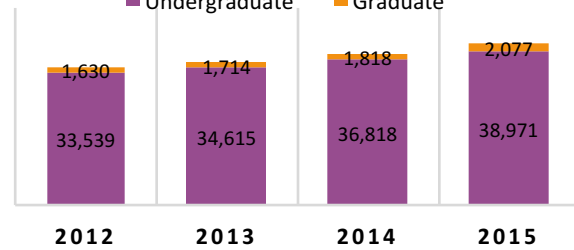
TOTAL STUDENTS

- Undergraduate
- Graduate



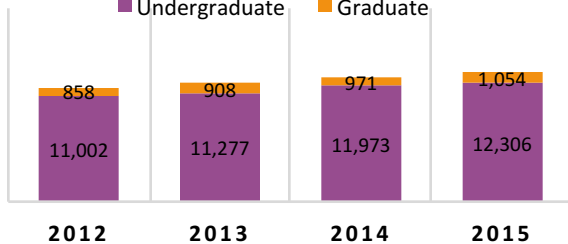
ANY DISTANCE

- Undergraduate
- Graduate

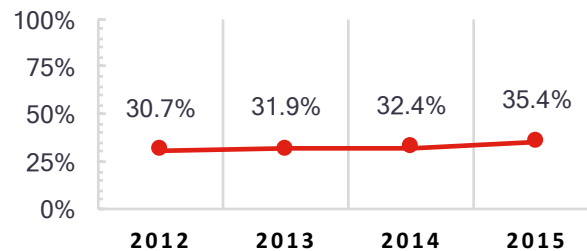


EXCLUSIVELY DISTANCE

- Undergraduate
- Graduate



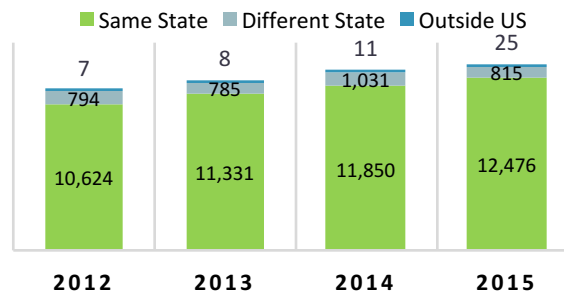
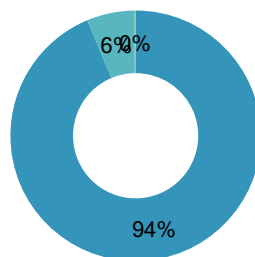
PERCENT DISTANCE



Exclusively Distance Student Locations

2015

- Same State
- Different State
- Outside US



Overall Enrollment in Nevada

Top 10 Institutions by Total Numbers of Students - 2015

Rank	Institution	Total	Undergrad	Graduate	Control
1	College of Southern Nevada	33,313	33,313	0	Public
2	University of Nevada-Las Vegas	28,600	23,796	4,804	Public
3	University of Nevada-Reno	20,898	17,770	3,128	Public
4	Truckee Meadows Community College	11,085	11,085	0	Public
5	Western Nevada College	3,839	3,839	0	Public
6	Nevada State College	3,534	3,534	0	Public
7	Great Basin College	3,149	3,114	35	Public
8	Roseman University of Health Sciences	1,447	312	1,135	Private not-for-profit
9	Touro University Nevada	1,306	66	1,240	Private not-for-profit
10	Sierra Nevada College	1,044	507	537	Private not-for-profit

Top 10 Institutions by Enrollment Growth 2012-2015

Rank	Institution	2012	2015	Change	Control
1	University of Nevada-Reno	18,227	20,898	2,671	Public
2	University of Nevada-Las Vegas	27,389	28,600	1,211	Public
3	Roseman University of Health Sciences	1,202	1,447	245	Private not-for-profit
4	Northwest Career College	132	321	189	Private for-profit
5	Carrington College-Las Vegas	182	370	188	Private for-profit
6	Nevada State College	3,389	3,534	145	Public
7	Touro University Nevada	1,232	1,306	74	Private not-for-profit
8	Sierra Nevada College	987	1,044	57	Private not-for-profit
9	Career College of Northern Nevada	522	541	19	Private for-profit
10	Carrington College-Reno	315	327	12	Private for-profit

Distance Enrollment in Nevada

Top 10 Institutions by Distance Enrollment - 2015

Rank	Institution	Total	Undergrad	Graduate	Control
1	College of Southern Nevada	14,906	14,906	0	Public
2	University of Nevada-Las Vegas	10,319	9,146	1,173	Public
3	Truckee Meadows Community College	4,434	4,434	0	Public
4	University of Nevada-Reno	4,152	3,615	537	Public
5	Great Basin College	2,563	2,532	31	Public
6	Nevada State College	1,716	1,716	0	Public
7	Western Nevada College	1,171	1,171	0	Public
8	Touro University Nevada	235	0	235	Private not-for-profit
9	The Art Institute of Las Vegas	233	233	0	Private for-profit
10	Roseman University of Health Sciences	152	152	0	Private not-for-profit

Top 10 Institutions by Distance Enrollment Growth 2012-2015

Rank	Institution	2012	2015	Change	Control
1	University of Nevada-Las Vegas	8,352	10,319	1,967	Public
2	College of Southern Nevada	13,270	14,906	1,636	Public
3	University of Nevada-Reno	2,680	4,152	1,472	Public
4	Great Basin College	2,208	2,563	355	Public
5	Truckee Meadows Community College	4,330	4,434	104	Public
6	Northwest Career College	0	75	75	Private for-profit
7	Roseman University of Health Sciences	80	152	72	Private not-for-profit
8	Carrington College-Las Vegas	0	59	59	Private for-profit
9	Touro University Nevada	196	235	39	Private not-for-profit
10	Pima Medical Institute-Las Vegas	10	23	13	Private for-profit