



digital learning
C O M P A S S

Distance Education State Almanac 2017

Connecticut

Julia E. Seaman, Ph.D.

Research Director, Babson Survey Research Group

Jeff Seaman, Ph.D.

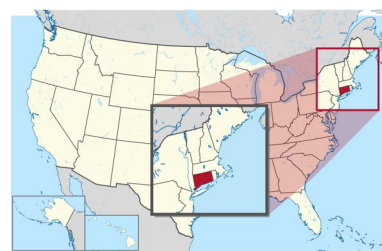
Director, Babson Survey Research Group



This work is licensed under a Creative Commons Attribution-ShareAlike 4.0 International License.
by Babson Survey Research Group, e-Literate, and WCET

State maps images are by TUBS [CC BY-SA 3.0 (<https://creativecommons.org/licenses/by-sa/3.0/>)], via Wikimedia Commons

Connecticut



| | State | % of National |
|-------------------------------|-----------|---------------|
| Population | 3,576,452 | 1.1% |
| 18-55 Population | 1,716,697 | 1.1% |
| Number of Institutions | 44 | 0.9% |

Connecticut has 44 degree-granting higher education institutions, which represent 0.9% of all such institutions in the United States. These institutions enrolled a total of 200,564 students as of fall 2015 (163,957 of which are studying at the undergraduate level and 36,607 at the graduate level). The fall 2015 figure is a decrease of 1,743 students (or -0.9%) from the number enrolled in the fall of 2012.

Among the total student body, 34,894 (28,613 undergraduates and 6,281 graduate students) were taking at least one course at a distance. This is 17.4% of the enrolled student body, which is lower than the national average rate of 29.7%. The number of students taking distance education courses in the state increased by 5,235 (or 17.7%) between fall 2012 and fall 2015. This is higher than the national level of growth of 11.0%.

16,700 students in Connecticut are taking all of their courses at a distance, made up of 12,559 undergraduates and 4,141 graduates. This represents 8.3% of all students enrolled in the state, a rate that is lower than the national average of 14.3%. A total of 9,723 (or 58.2% of these exclusively online students) live in Connecticut, the remainder come from outside of the state. This rate is higher than the national in-state average of 55.1%.

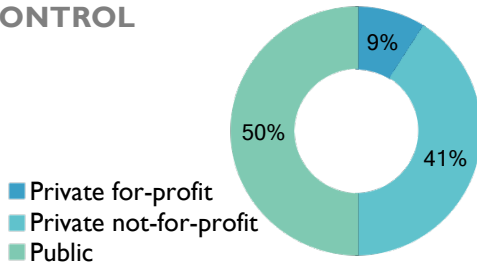
The number of students that take any of their courses on campus, including those who take all of their courses on campus and those who take a mix of on-campus and distance courses, is 183,864, or 91.7% of the total student enrollment in Connecticut. This number represents a decrease in proportion on campus from the four years prior (92.7% from 187,606 students in 2012). The -1.1% rate is a smaller change than the national 1.7% decrease.

Overall and Distance Enrollment - 2015

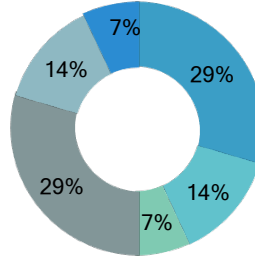
| | | Total | | Undergraduate | | Graduate | |
|--------------------------------------|------------------------|--------------|--------------|---------------|--------------|--------------|--------------|
| | | All Students | Any Distance | All Students | Any Distance | All Students | Any Distance |
| | | | | | | | |
| | Total | 200,564 | 34,894 | 163,957 | 28,613 | 36,607 | 6,281 |
| Control | Private for-profit | 8,185 | 6,849 | 7,568 | 6,237 | 617 | 612 |
| | Private not-for-profit | 71,715 | 10,732 | 49,154 | 6,445 | 22,561 | 4,287 |
| | Public | 120,664 | 17,313 | 107,235 | 15,931 | 13,429 | 1,382 |
| Type | 2 to 4-year | 52,761 | 10,480 | 52,761 | 10,480 | 0 | 0 |
| | 4-year or more | 147,803 | 24,414 | 111,196 | 18,133 | 36,607 | 6,281 |
| Institutional Enrollment Size | Under 1,000 | 4,469 | 814 | 3,881 | 468 | 588 | 346 |
| | 1,000 - 4,999 | 40,164 | 10,164 | 37,900 | 9,776 | 2,264 | 388 |
| | 5,000 - 9,999 | 93,944 | 20,454 | 79,779 | 16,167 | 14,165 | 4,287 |
| | 10,000 - 19,999 | 34,944 | 1,692 | 23,571 | 1,300 | 11,373 | 392 |
| | 20,000 and above | 27,043 | 1,770 | 18,826 | 902 | 8,217 | 868 |
| Carnegie | Associate's College | 53,380 | 10,523 | 53,380 | 10,523 | 0 | 0 |
| | Baccalaureate College | 10,813 | 1,735 | 10,460 | 1,735 | 353 | 0 |
| | Doctoral University | 46,340 | 2,149 | 29,604 | 1,006 | 16,736 | 1,143 |
| | Master's College | 80,519 | 17,800 | 61,459 | 12,923 | 19,060 | 4,877 |
| | Specialized | 4,931 | 2,412 | 4,473 | 2,151 | 458 | 261 |
| | Unassigned | 4,581 | 275 | 4,581 | 275 | 0 | 0 |

Distribution of State Institutions

CONTROL

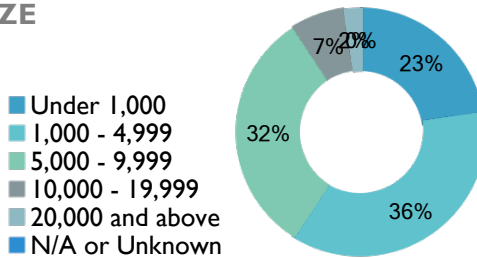


CARNEGIE

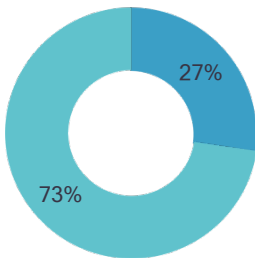


- Associate's College
- Baccalaureate College
- Doctoral University
- Master's College
- Specialized
- Unassigned

SIZE



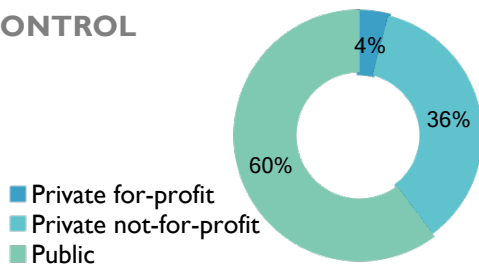
TYPE



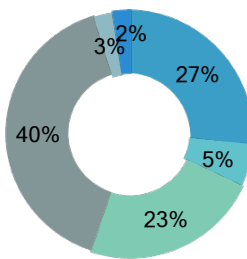
- 2 to 4-year
- 4-year or more

Distribution of Total Student Enrollment

CONTROL

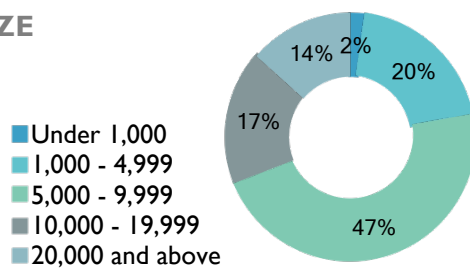


CARNEGIE

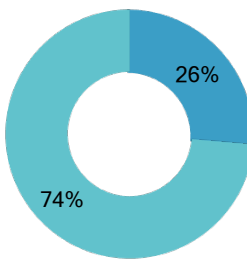


- Associate's College
- Baccalaureate College
- Doctoral University
- Master's College
- Specialized
- Unassigned

SIZE

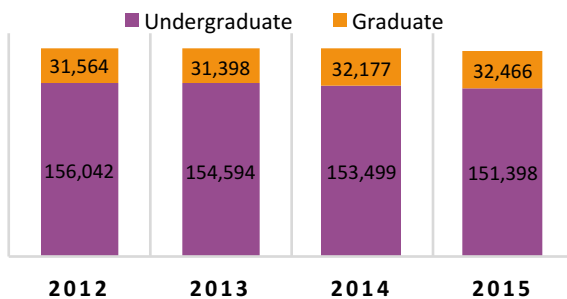


TYPE

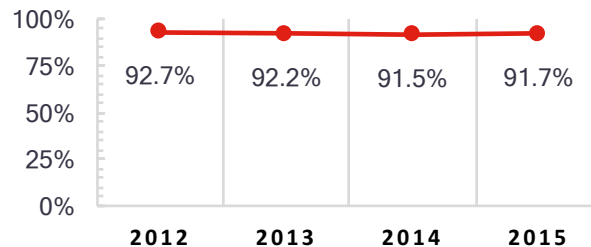


- 2 to 4-year
- 4-year or more

On-Campus Students

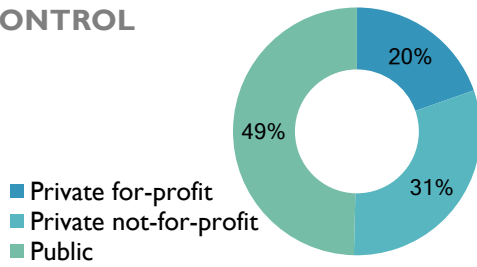


PERCENT ON CAMPUS

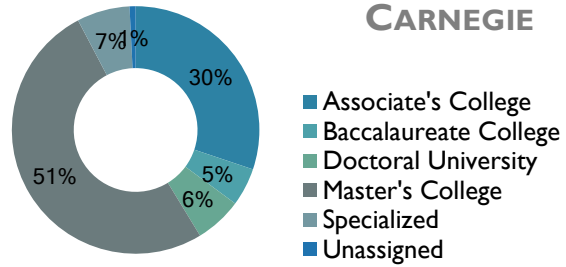


Distribution of Distance Student Enrollment

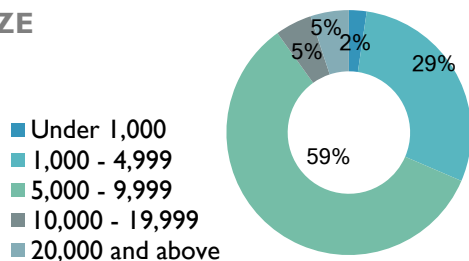
CONTROL



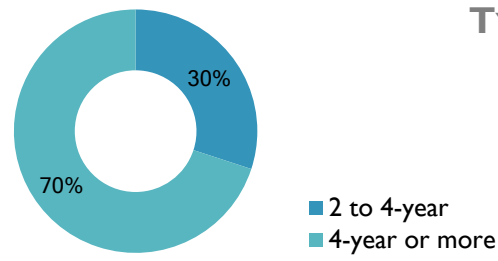
CARNEGIE



SIZE

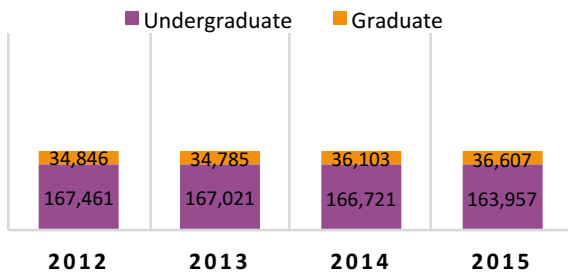


TYPE

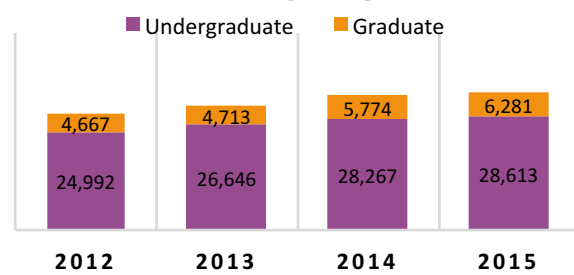


Enrollment Trends

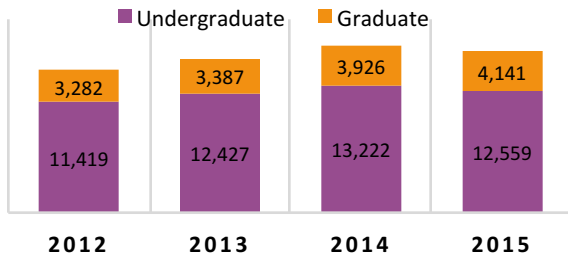
TOTAL STUDENTS



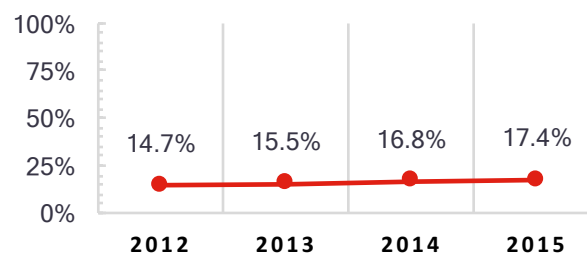
ANY DISTANCE



EXCLUSIVELY DISTANCE

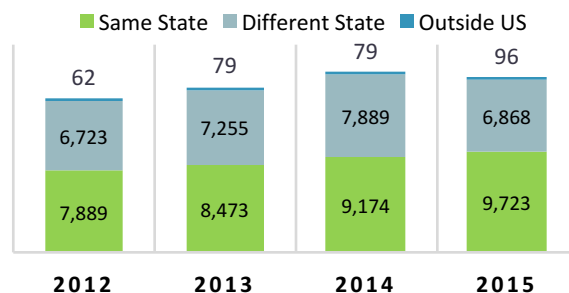
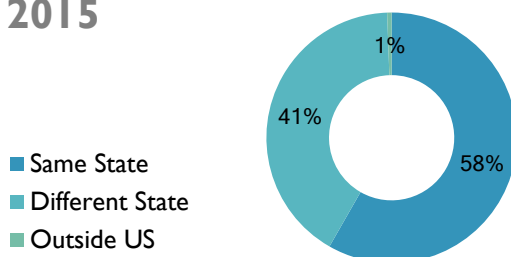


PERCENT DISTANCE



Exclusively Distance Student Locations

2015



Overall Enrollment in Connecticut

Top 10 Institutions by Total Numbers of Students - 2015

| Rank | Institution | Total | Undergrad | Graduate | Control |
|------|---------------------------------------|--------|-----------|----------|------------------------|
| 1 | University of Connecticut | 27,043 | 18,826 | 8,217 | Public |
| 2 | Yale University | 12,385 | 5,532 | 6,853 | Private not-for-profit |
| 3 | Central Connecticut State University | 12,086 | 9,933 | 2,153 | Public |
| 4 | Southern Connecticut State University | 10,473 | 8,106 | 2,367 | Public |
| 5 | Quinnipiac University | 9,654 | 6,982 | 2,672 | Private not-for-profit |
| 6 | Sacred Heart University | 8,235 | 5,205 | 3,030 | Private not-for-profit |
| 7 | Gateway Community College | 7,980 | 7,980 | 0 | Public |
| 8 | Post University | 7,429 | 6,812 | 617 | Private for-profit |
| 9 | Naugatuck Valley Community College | 6,976 | 6,976 | 0 | Public |
| 10 | University of Hartford | 6,912 | 5,246 | 1,666 | Private not-for-profit |

Top 10 Institutions by Enrollment Growth 2012-2015

| Rank | Institution | 2012 | 2015 | Change | Control |
|------|------------------------------------|--------|--------|--------|------------------------|
| 1 | Sacred Heart University | 6,434 | 8,235 | 1,801 | Private not-for-profit |
| 2 | University of Connecticut | 25,483 | 27,043 | 1,560 | Public |
| 3 | Quinnipiac University | 8,614 | 9,654 | 1,040 | Private not-for-profit |
| 4 | University of Bridgeport | 4,877 | 5,433 | 556 | Private not-for-profit |
| 5 | Yale University | 11,906 | 12,385 | 479 | Private not-for-profit |
| 6 | University of New Haven | 6,351 | 6,786 | 435 | Private not-for-profit |
| 7 | Goodwin College | 3,317 | 3,549 | 232 | Private not-for-profit |
| 8 | University of Connecticut-Stamford | 1,377 | 1,564 | 187 | Public |
| 9 | Fairfield University | 4,999 | 5,138 | 139 | Private not-for-profit |
| 10 | Post University | 7,317 | 7,429 | 112 | Private for-profit |

Distance Enrollment in Connecticut

Top 10 Institutions by Distance Enrollment - 2015

| Rank | Institution | Total | Undergrad | Graduate | Control |
|------|------------------------------------|-------|-----------|----------|------------------------|
| 1 | Post University | 6,802 | 6,190 | 612 | Private for-profit |
| 2 | Sacred Heart University | 2,368 | 1,389 | 979 | Private not-for-profit |
| 3 | University of Connecticut | 1,770 | 902 | 868 | Public |
| 4 | Goodwin College | 1,767 | 1,767 | 0 | Private not-for-profit |
| 5 | Charter Oak State College | 1,735 | 1,735 | 0 | Public |
| 6 | Quinnipiac University | 1,635 | 326 | 1,309 | Private not-for-profit |
| 7 | University of New Haven | 1,394 | 1,042 | 352 | Private not-for-profit |
| 8 | Manchester Community College | 1,272 | 1,272 | 0 | Public |
| 9 | University of Bridgeport | 1,260 | 652 | 608 | Private not-for-profit |
| 10 | Naugatuck Valley Community College | 1,180 | 1,180 | 0 | Public |

Top 10 Institutions by Distance Enrollment Growth 2012-2015

| Rank | Institution | 2012 | 2015 | Change | Control |
|------|--------------------------------------|-------|-------|--------|------------------------|
| 1 | University of New Haven | 537 | 1,394 | 857 | Private not-for-profit |
| 2 | Quinnipiac University | 861 | 1,635 | 774 | Private not-for-profit |
| 3 | Sacred Heart University | 1,727 | 2,368 | 641 | Private not-for-profit |
| 4 | University of Bridgeport | 696 | 1,260 | 564 | Private not-for-profit |
| 5 | Goodwin College | 1,294 | 1,767 | 473 | Private not-for-profit |
| 6 | Western Connecticut State University | 597 | 1,016 | 419 | Public |
| 7 | Manchester Community College | 903 | 1,272 | 369 | Public |
| 8 | Albertus Magnus College | 150 | 513 | 363 | Private not-for-profit |
| 9 | Middlesex Community College | 817 | 1,101 | 284 | Public |
| 10 | Central Connecticut State University | 278 | 502 | 224 | Public |