



digital learning  
C O M P A S S

*Distance Education State Almanac 2017*

# Arizona

**Julia E. Seaman, Ph.D.**

*Research Director, Babson Survey Research Group*

**Jeff Seaman, Ph.D.**

*Director, Babson Survey Research Group*



This work is licensed under a Creative Commons Attribution-ShareAlike 4.0 International License.  
by Babson Survey Research Group, e-Literate, and WCET

State maps images are by TUBS [CC BY-SA 3.0 (<https://creativecommons.org/licenses/by-sa/3.0/>)], via Wikimedia Commons

# Arizona



	State	% of National
<b>Population</b>	6,931,071	2.1%
<b>18-55 Population</b>	3,257,603	2.1%
<b>Number of Institutions</b>	89	1.8%

Arizona has 89 degree-granting higher education institutions, which represent 1.8% of all such institutions in the United States. These institutions enrolled a total of 649,755 students as of fall 2015 (541,400 of which are studying at the undergraduate level and 108,355 at the graduate level). The fall 2015 figure is an increase of 182,587 students (or 39.1%) from the number enrolled in the fall of 2012.

Among the total student body, 383,696 (302,865 undergraduates and 80,831 graduate students) were taking at least one course at a distance. This is 59.1% of the enrolled student body, which is higher than the national average rate of 29.7%. The number of students taking distance education courses in the state increased by 160,902 (or 72.2%) between fall 2012 and fall 2015. This is higher than the national level of growth of 11.0%.

299,213 students in Arizona are taking all of their courses at a distance, made up of 221,668 undergraduates and 77,545 graduates. This represents 46.1% of all students enrolled in the state, a rate that is higher than the national average of 14.3%. A total of 61,290 (or 20.5% of these exclusively online students) live in Arizona, the remainder come from outside of the state. This rate is lower than the national in-state average of 55.1%.

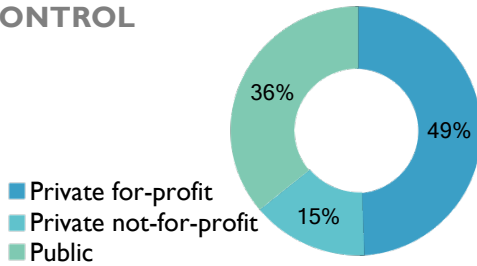
The number of students that take any of their courses on campus, including those who take all of their courses on campus and those who take a mix of on-campus and distance courses, is 350,542, or 53.9% of the total student enrollment in Arizona. This number represents a decrease in proportion on campus from the four years prior (77.0% from 359,509 students in 2012). The -23.0% rate is a larger change than the national 1.7% decrease.

## Overall and Distance Enrollment - 2015

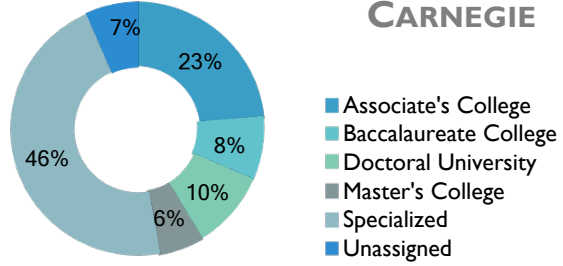
		Total		Undergraduate		Graduate	
		All Students	Any Distance	All Students	Any Distance	All Students	Any Distance
	<b>Total</b>	649,755	383,696	541,400	302,865	108,355	80,831
<b>Control</b>	Private for-profit	279,173	244,678	205,857	174,936	73,316	69,742
	Private not-for-profit	9,606	884	5,012	499	4,594	385
	Public	360,976	138,134	330,531	127,430	30,445	10,704
<b>Type</b>	2 to 4-year	204,870	63,816	204,870	63,816	0	0
	4-year or more	444,885	319,880	336,530	239,049	108,355	80,831
<b>Institutional Enrollment Size</b>	Under 1,000	17,929	4,147	15,028	3,370	2,901	777
	1,000 - 4,999	46,059	17,582	41,083	16,647	4,976	935
	5,000 - 9,999	59,349	24,832	57,569	23,052	1,780	1,780
	10,000 - 19,999	78,454	31,292	65,816	19,988	12,638	11,304
	20,000 and above	447,964	305,843	361,904	239,808	86,060	66,035
<b>Carnegie</b>	Associate's College	196,656	62,718	196,656	62,718	0	0
	Baccalaureate College	5,551	829	5,421	759	130	70
	Doctoral University	409,698	306,028	309,220	226,909	100,478	79,119
	Master's College	10,283	5,489	8,605	4,798	1,678	691
	Specialized	26,531	8,196	20,555	7,313	5,976	883
	Unassigned	1,036	436	943	368	93	68

## Distribution of State Institutions

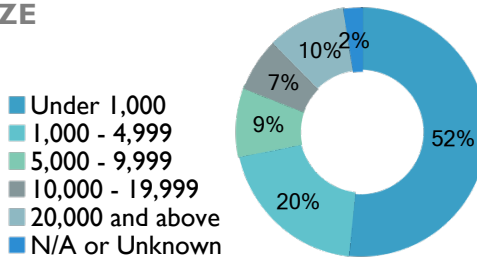
### CONTROL



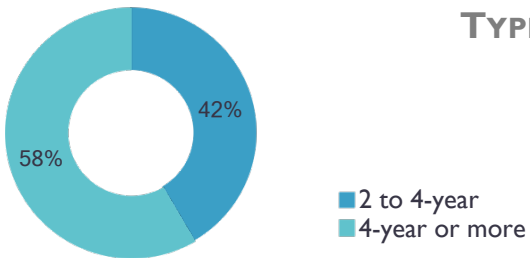
### CARNEGIE



### SIZE

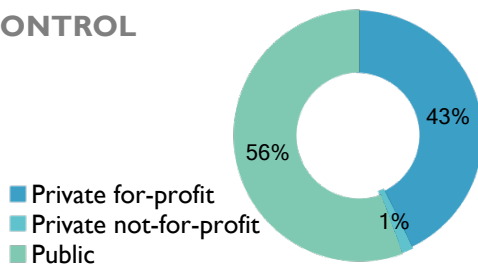


### TYPE

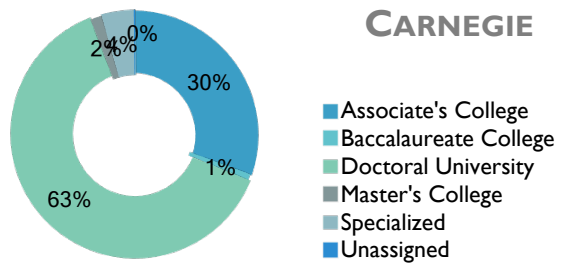


## Distribution of Total Student Enrollment

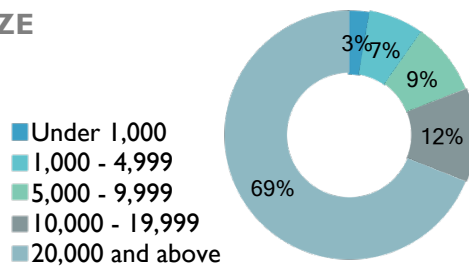
### CONTROL



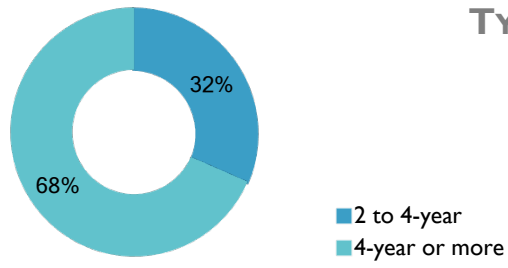
### CARNEGIE



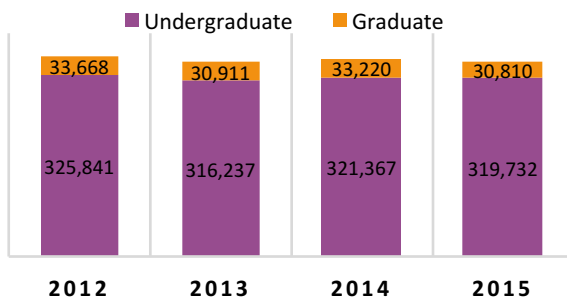
### SIZE



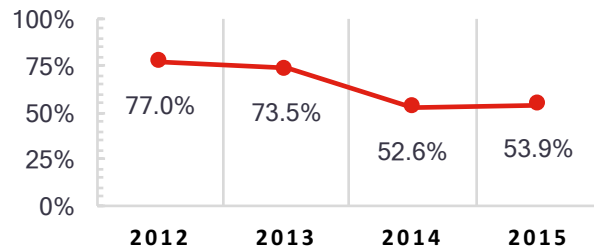
### TYPE



## On-Campus Students

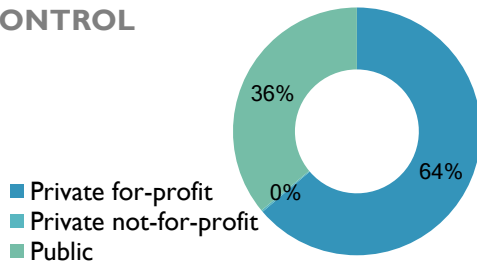


### PERCENT ON CAMPUS

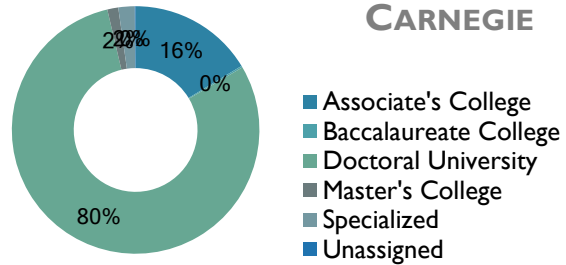


# Distribution of Distance Student Enrollment

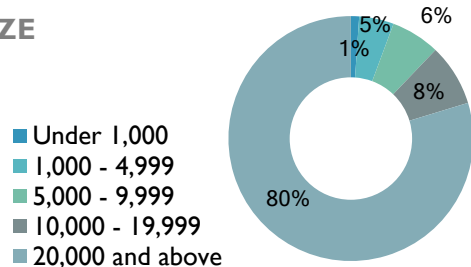
## CONTROL



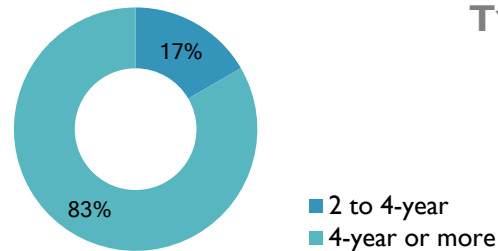
## CARNEGIE



## SIZE

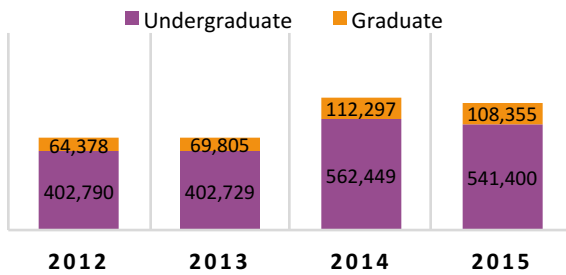


## TYPE

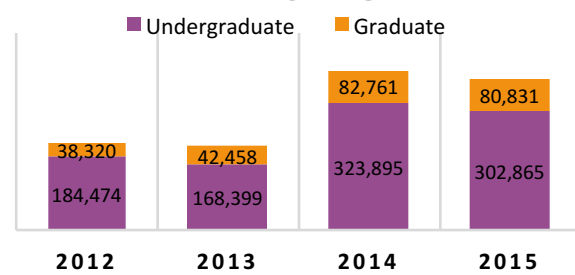


# Enrollment Trends

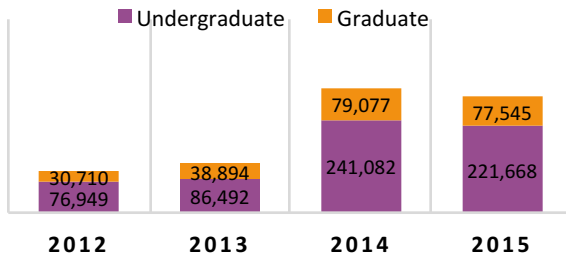
## TOTAL STUDENTS



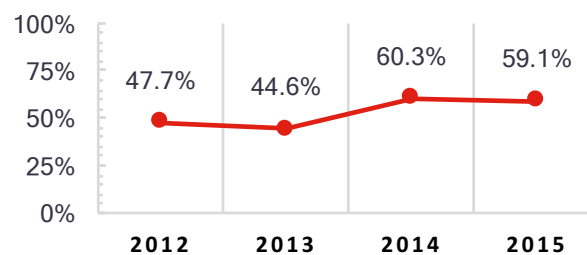
## ANY DISTANCE



## EXCLUSIVELY DISTANCE

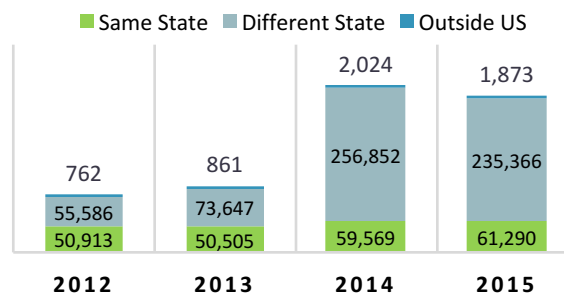
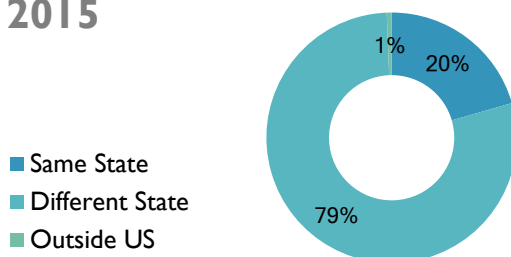


## PERCENT DISTANCE



# Exclusively Distance Student Locations

## 2015



## Overall Enrollment in Arizona

### Top 10 Institutions by Total Numbers of Students - 2015

Rank	Institution	Total	Undergrad	Graduate	Control
1	Grand Canyon University	69,444	43,295	26,149	Private for-profit
2	Arizona State University-Tempe	51,984	41,828	10,156	Public
3	University of Arizona	42,595	33,331	9,264	Public
4	Northern Arizona University	29,021	25,115	3,906	Public
5	Pima Community College	26,880	26,880	0	Public
6	Mesa Community College	21,491	21,491	0	Public
7	Rio Salado College	20,533	20,533	0	Public
8	Glendale Community College	19,871	19,871	0	Public
9	Chandler-Gilbert Community College	14,654	14,654	0	Public
10	Phoenix College	11,865	11,865	0	Public

### Top 10 Institutions by Enrollment Growth 2012-2015

Rank	Institution	2012	2015	Change	Control
1	Grand Canyon University	48,650	69,444	20,794	Private for-profit
2	Northern Arizona University	25,991	29,021	3,030	Public
3	University of Arizona	40,223	42,595	2,372	Public
4	Northcentral University	9,252	11,029	1,777	Private for-profit
5	Estrella Mountain Community College	8,361	9,303	942	Public
6	Embry-Riddle Aeronautical University-Prescott	1,724	2,265	541	Private not-for-profit
7	Midwestern University-Glendale	2,936	3,295	359	Private not-for-profit
8	CollegeAmerica-Phoenix	382	632	250	Private not-for-profit
9	Pima Medical Institute-Tucson	1,811	2,023	212	Private for-profit
10	Brookline College-Phoenix	1,186	1,379	193	Private for-profit

## Distance Enrollment in Arizona

### Top 10 Institutions by Distance Enrollment - 2015

Rank	Institution	Total	Undergrad	Graduate	Control
1	Grand Canyon University	54,543	29,729	24,814	Private for-profit
2	Arizona State University-Tempe	22,809	21,269	1,540	Public
3	Rio Salado College	12,092	12,092	0	Public
4	Northern Arizona University	11,769	9,489	2,280	Public
5	Northcentral University	11,029	168	10,861	Private for-profit
6	University of Arizona	9,660	7,547	2,113	Public
7	Argosy University-Phoenix Online Division	8,657	6,877	1,780	Private for-profit
8	Pima Community College	7,425	7,425	0	Public
9	Mesa Community College	6,448	6,448	0	Public
10	Glendale Community College	4,439	4,439	0	Public

### Top 10 Institutions by Distance Enrollment Growth 2012-2015

Rank	Institution	2012	2015	Change	Control
1	Grand Canyon University	44,006	54,543	10,537	Private for-profit
2	Northcentral University	9,252	11,029	1,777	Private for-profit
3	Brookline College-Phoenix	104	733	629	Private for-profit
4	Estrella Mountain Community College	1,850	2,476	626	Public
5	Glendale Community College	3,837	4,439	602	Public
6	Chandler-Gilbert Community College	2,339	2,920	581	Public
7	Paradise Valley Community College	1,457	2,012	555	Public
8	Phoenix College	3,298	3,830	532	Public
9	Pima Medical Institute-Tucson	526	881	355	Private for-profit
10	Coconino Community College	747	1,039	292	Public